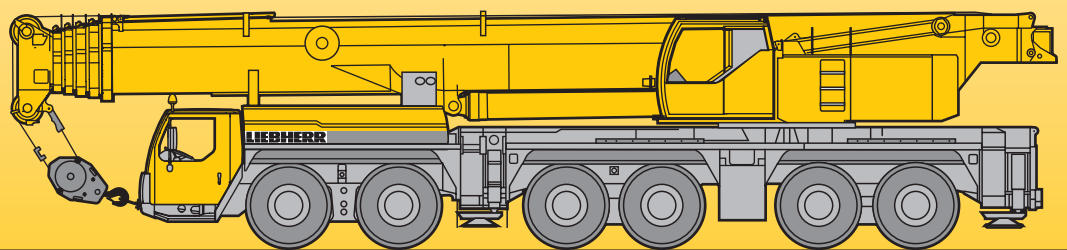


Mobile Crane Grue mobile

LTM 1250-6.1





Technical Data Caractéristiques techniques



LIEBHERR

Lifting capacities on telescopic boom

Forces de levage à la flèche télescopique

51 - 236 ft    214900 lbs  **85%**






ft	ft												ft	
	51 ft	68 ft	85 ft	102 ft	119 ft	136 ft	153 ft	170 ft	187 ft	204 ft	221 ft	236 ft		
9	*	389												9
10	585	388	297											10
12	370	370	297	258										12
14	331	331	297	258										14
16	305	305	284	258	197									16
18	286	286	267	250	197	157								18
21	261	261	246	232	197	157	134							21
24	239	239	226	214	195	157	134	104						24
27	220	220	209	198	188	157	134	104	81.5					27
30	201	201	195	184	175	157	132	102	81.5	63.5				30
33	183	183	182	172	164	156	130	97.5	81	63.5				33
36	163	163	170	162	154	150	129	93.5	79	63.5	46.3			36
39	142	142	158	153	145	141	124	89.5	76.5	63.5	46.3	41.3		39
45			137	136	130	127	113	82	71.5	60.5	46.3	41.1		45
51			115	121	117	115	104	74.5	66	57.4	46.3	40.8	34	51
57			76.5	107	105	104	96	68	60.5	53.6	46	39.8	33.8	57
63				93	94.5	95	89	63	55.7	49.9	44	38.5	33.2	63
69				79	84	86	82.5	59.2	51	46.4	41.3	36.9	32.3	69
75					75	77.5	76.5	56.1	46.9	43.2	38.8	35.1	31	75
81					65.5	72.5	71	53.2	43.7	40	36.4	33.2	29.4	81
87					59.1	67	65	50.5	40.9	37	34.2	31.4	27.9	87
93						61	59.4	48	38.4	34.5	32.1	29.8	26.4	93
99						53.8	54.3	45.6	36.1	32.1	30.1	28.2	25.1	99
105							49.9	44	33.8	30.3	28.3	26.6	23.7	105
111							45.9	42.4	32	28.6	26.5	25.1	22.5	111
117							40.7	40.9	30.7	27	24.9	23.8	21.3	117
123							36.2	39.5	29.5	25.4	23.6	22.4	20.1	123
129								36.9	28.4	24.1	22.4	21.1	19	129
135								33.6	27.4	22.9	21.2	19.8	17.9	135
141								23.1	26.3	21.8	20.1	18.6	16.9	141
147									25.4	20.8	19.3	17.4	15.9	147
153									24.4	19.8	18.4	16.3	14.9	153
159										19	17.7	15.4	14	159
165										18.3	16.9	14.6	13.3	165
171										17.7	16.2	13.7	12.6	171
177										14.7	15.5	12.9	11.9	177
183											14.8	12.2	11.2	183
189												11.4	10.5	189
195												10.7	9.8	195
201												10	9.2	201
207													8.5	207
213													7.9	213

* over rear / en arrière

TAB 131201 / 131351

Lifting capacities on telescopic boom

Forces de levage à la flèche télescopique





 51 – 236 ft

 360°
 187400 lbs
 85%

ft	51 ft	68 ft	85 ft	102 ft	119 ft	136 ft	153 ft	170 ft	187 ft	204 ft	221 ft	236 ft	ft
9	389												9
10	388	297											10
12	370	297	258										12
14	331	297	258										14
16	305	284	258	197									16
18	286	267	250	197	157								18
21	261	246	232	197	157	134							21
24	239	226	214	195	157	134	104						24
27	220	209	198	188	157	134	104	81.5					27
30	201	195	184	175	157	132	102	81.5	63.5				30
33	183	182	172	164	156	130	97.5	81	63.5				33
36	163	170	162	154	150	129	93.5	79	63.5	46.3			36
39	142	158	153	145	141	124	89.5	76.5	63.5	46.3	41.3		39
45		137	136	130	127	113	82	71.5	60.5	46.3	41.1		45
51		115	119	116	115	104	74.5	66	57.4	46.3	40.8	34	51
57		76.5	103	102	103	96	68	60.5	53.6	46	39.8	33.8	57
63			90.5	89	91.5	89	63	55.7	49.9	44	38.5	33.2	63
69			78.5	78.5	83	82	59.2	51	46.4	41.3	36.9	32.3	69
75				70	76.5	74.5	56.1	46.9	43.2	38.8	35.1	31	75
81				64.5	69	67	53.2	43.7	40	36.4	33.2	29.4	81
87				59.1	63	61	50.5	40.9	37	34.2	31.4	27.9	87
93					57.3	55.2	48	38.4	34.5	32.1	29.8	26.4	93
99					52.4	50.2	45.6	36.1	32.1	30.1	28.2	25.1	99
105						45.8	44	33.8	30.3	28.3	26.6	23.7	105
111						42	42.4	32	28.6	26.5	25.1	22.5	111
117						38.6	40.3	30.7	27	24.9	23.8	21.3	117
123						36.2	37.4	29.5	25.4	23.6	22.4	20.1	123
129							34.6	28.4	24.1	22.4	21.1	19	129
135							32.2	27.4	22.9	21.2	19.8	17.9	135
141							22.6	26.3	21.8	20.1	18.6	16.9	141
147								25.4	20.8	19.3	17.4	15.9	147
153								24.4	19.8	18.4	16.3	14.9	153
159									19	17.7	15.4	14	159
165									18.3	16.9	14.6	13.3	165
171									17.7	16.2	13.7	12.6	171
177									14.7	15.5	12.9	11.9	177
183										14.8	12.2	11.2	183
189											11.4	10.5	189
195											10.7	9.8	195
201											10	9.2	201
207												8.5	207
213												7.9	213

TAB 131352

Lifting capacities on telescopic boom


Forces de levage à la flèche télescopique

51 - 236 ft    37500 lbs  **85%**

ft	51 ft	68 ft	85 ft	102 ft	119 ft	136 ft	153 ft	170 ft	187 ft	204 ft	221 ft	236 ft	ft
9	389												9
10	388	297											10
12	370	297	258										12
14	331	297	258										14
16	305	284	258	197									16
18	277	256	234	192	157								18
21	231	212	191	171	149	133							21
24	185	169	153	139	131	126	103						24
27	149	142	131	128	117	107	99	80.5					27
30	123	121	116	109	101	94.5	89.5	79.5	63.5				30
33	104	104	100	94.5	87.5	86	78.5	72	63				33
36	89.5	90	87.5	83	78	76	71.5	67.5	62	46.3			36
39	78	79	77.5	74.5	69	68	65.5	61	56.4	46.3	41.3		39
45		63	62	62	55.8	57.4	54.3	51.7	48.1	44.4	40.6	33.9	45
51		50.8	51	51.6	49.3	48.6	45.9	43.8	40.4	37.8	34.2	32	51
57		41	42.5	43.4	42.1	41	38.8	36.8	33.7	31.4	28.1	27.3	57
63			35.8	36.7	35.7	34.8	32.9	31.1	28.3	26.2	23.2	22.5	63
69			29.8	31.3	30.4	29.8	28	26.4	23.8	21.9	19.1	18.6	69
75				26.9	26.1	25.6	24	22.5	20.1	18.4	15.7	15.3	75
81				23.1	22.5	22.1	20.6	19.3	17	15.3	12.8	12.4	81
87				19.6	19.5	19.2	17.7	16.5	14.3	12.8	10.3	10	87
93					16.8	16.7	15.2	14.1	12	10.5	8.1	7.8	93
99					14.3	14.5	13.1	12	9.9	8.5			99
105						12.5	11.2	10.2	8.2				105
111						10.6	9.6	8.6	6.6				111
117						9	8.1	7.1	5.2				117
123						7.6	6.7	5.9					123
129							5.3	4.8					129
135							4.2						135

TAB 131358

Lifting heights Hauteurs de levage



Lifting capacities on the folding jib Forces de levage à la fléchette pliante



ft	51 ft			68 ft			85 ft			102 ft			119 ft			136 ft			ft
	18 ft			18 ft			18 ft			18 ft			18 ft			18 ft			
	0°	20°	40°	0°	20°	40°	0°	20°	40°	0°	20°	40°	0°	20°	40°	0°	20°	40°	
10	135	108																	10
12	135	107		135	105														12
14	132	102	84	135	104														14
16	125	98.5	82.5	131	101	83.5	129	101											16
18	120	95	80.5	126	98	82.5	126	98.5	82.5		96								18
21	112	90	77.5	119	94	80	120	95	81	113	95	79		91					21
24	105	86	75	112	90	77.5	114	91.5	79	112	92	78.5	108	90.5	77.5				24
27	98.5	82	72.5	106	86.5	75.5	110	88.5	77	109	89	77.5	105	88	77	91	80		27
30	93	78.5	70.5	101	83	73.5	105	85.5	75	105	86.5	76	102	86	76	90	80	71.5	30
33	88	75.5	68.5	96.5	80	72	100	82.5	73	102	84	74	99.5	84	74.5	88	78.5	71.5	33
36	84	73	66.5	92	77.5	70.5	96.5	80	71.5	98	81.5	72.5	97	82	73	86.5	77	70.5	36
39	80	70	64	88.5	75.5	69	93	78	70	95	79.5	71.5	94.5	80	72	85	75.5	69.5	39
45	71.5	63	60	82	71	65	87	74	67.5	89	76	69	90	77	69.5	82.5	73	67.5	45
51	63	58.6	31.6	76	66	61.5	81.5	71	65	84	72.5	66.5	85.5	74	68	79.5	71	66	51
57	55.7	22.7		70	62	58.8	77	67.5	62	79.5	69.5	65	82	71.5	66	75.5	68.5	64.5	57
63				64	58.3	37.1	72.5	63.5	59.6	76	67	63	79	69.5	64.5	71.5	65	62	63
69				58	39.6	16.4	68	60.5	58	72.5	64.5	61	76	67.5	63	67.5	62	59.4	69
75							63.5	58.1	42.8	68.5	62	59	71.5	65.5	61.5	64.5	59.5	57.1	75
81							59.1	56	20.1	63.5	59.5	57.4	65	63	59.8	61.5	57.1	55.1	81
87							54.1	46.5		57.4	56.6	48.1	58.6	59.2	57.7	58.3	54.9	53.3	87
93										51.8	52.3	22.3	53	53.6	53.9	54.7	52.8	51.6	93
99										46.8	45.4	16.7	48	48.5	47.9	49.7	50.3	49.8	99
105													43.6	44	35.2	45.3	45.8	46	105
111													39.8	40.1	21.9	41.4	41.9	42	111
117													36.4	36.6	12.9	38	38.3	38.5	117
123													31.6	26.6	7.6	34.9	35.2	27	123
129																32.1	32.3	16.8	129
135																29.7	26.8	10.7	135
141																22.4			141

TAB 131430 / 131492 / 131489

Lifting capacities on the folding jib Forces de levage à la fléchette pliante



ft	153 ft			170 ft			187 ft			204 ft			221 ft			236 ft			ft
	18 ft			18 ft			18 ft			18 ft			18 ft			18 ft			
	0°	20°	40°	0°	20°	40°	0°	20°	40°	0°	20°	40°	0°	20°	40°	0°	20°	40°	
30	77.5	72.5																	30
33	77.5	72		62															33
36	77	71.5	67	62	62		46.3												36
39	76	70.5	66	62	62	60.5	46.3	46.3											39
45	71.5	68.5	65	59.9	60	59.9	46.3	46.3	46.3	38.8	38.8								45
51	66	65.5	63.5	56.9	57.2	56.8	46.3	46.3	46.3	38.8	38.8	38.8	31.5	31.5		23.4	23.4		51
57	61	61	60.5	53.1	53.3	53.4	45.2	45.6	45.8	38.4	38.4	38.3	31.5	31.5	31.5	23.4	23.4	23.4	57
63	55.9	55.8	56.1	49.4	49.5	49.9	42.8	43.3	43.6	37	37	37.2	31.2	31.1	31.1	23.4	23.4	23.4	63
69	51.2	51.2	51.6	45.9	46	46.3	40.1	40.4	40.7	35.1	35.3	35.4	30.3	30.2	30.3	23.4	23.4	23.4	69
75	47.1	47.1	47.4	42.5	42.7	42.9	37.6	37.8	38.1	33	33.5	33.5	29	29	29.1	23.3	23.3	23.4	75
81	43.6	43.7	43.7	39.2	39.5	39.7	35.2	35.4	35.7	31.1	31.6	31.7	27.6	27.6	27.8	22.8	22.8	23	81
87	40.5	40.6	40.5	36.2	36.4	36.7	32.9	33.1	33.4	29.3	29.7	29.9	26.2	26.3	26.5	21.8	21.8	22.1	87
93	37.5	37.6	37.6	33.7	33.9	34.1	30.7	30.9	31.1	27.7	27.9	28.1	24.9	25	25.2	20.9	20.9	21.1	93
99	34.8	34.9	34.9	31.2	31.5	31.7	28.7	28.9	29.1	26.1	26.2	26.5	23.6	23.8	24	20	20.1	20.3	99
105	32.2	32.3	32.4	29	29.2	29.4	26.7	26.9	27.2	24.5	24.7	24.9	22.3	22.6	22.9	19.1	19.2	19.4	105
111	29.7	29.8	30	26.9	27.1	27.3	24.9	25.1	25.3	23	23.2	23.4	21.2	21.4	21.7	18.3	18.5	18.6	111
117	27.8	28	28.1	24.9	25.1	25.3	23.1	23.3	23.5	21.6	21.7	21.9	19.9	20.2	20.4	17.4	17.6	17.8	117
123	26.1	26.2	26.4	23	23.2	23.3	21.5	21.7	21.9	20.2	20.3	20.5	18.8	19	19.2	16.4	16.6	16.9	123
129	24.5	24.6	24.8	21.5	21.6	21.7	19.9	20.1	20.2	18.8	19	19.1	17.7	17.9	18.1	15.5	15.7	15.9	129
135	23	23.1	23.2	20.1	20.3	20.3	18.4	18.6	18.7	17.6	17.7	17.8	16.7	16.8	17	14.5	14.7	14.9	135
141	21.5	21.6	19.2	18.8	19	19	17	17.2	17.3	16.5	16.6	16.7	15.6	15.8	16	13.7	13.8	14	141
147	20.1	20.2	13.5	17.6	17.7	17.7	15.9	16.1	16.2	15.6	15.6	15.7	14.6	14.8	14.9	12.8	13	13.2	147
153	16.8	16.9	9.2	16.4	16.6	16.4	14.9	15	15.1	14.7	14.8	14.8	13.6	13.8	13.9	12	12.2	12.3	153
159				15.3	15.4	14	13.8	14	14	14	14	14.1	12.6	12.8	12.9	11.2	11.4	11.5	159
165				14.2	14.3		12.9	12.9	13	13.1	13.3	13.3	11.7	11.8	11.9	10.5	10.6	10.8	165
171							11.9	12	12	12.3	12.4	12.4	10.9	11.1	11.2	9.8	9.9	10	171
177							11	11	11	11.5	11.6	11.6	10.2	10.4	10.4	9.2	9.3	9.4	177
183							10.1	10.1	9.8	10.8	10.8	10.8	9.5	9.6	9.7	8.6	8.8	8.8	183
189										10	10.1	10	8.9	8.9	9	8.1	8.2	8.2	189
195										9.3	9.4	9.2	8.2	8.3	8.3	7.5	7.7	7.6	195
201										8.6	8.7	8.5	7.6	7.7	7.7	7	7.1	7.1	201
207													7	7	7	6.5	6.5	6.5	207
213													6.4	6.4	6.4	6	6	5.9	213
219													5.8			5.4	5.5	5.4	219
225																4.9	5	4.8	225
231																4.4	4.5		231

TAB 131430 / 131492 / 131489

Lifting capacities on the folding jib

Forces de levage à la fléchette pliante



ft	51 ft			170 ft			187 ft			204 ft			221 ft			236 ft			ft
	40 ft			40 ft			40 ft			40 ft			40 ft			40 ft			
	0°	20°	40°	0°	20°	40°	0°	20°	40°	0°	20°	40°	0°	20°	40°	0°	20°	40°	
11	40																		11
12	39.8																		12
13	39.4																		13
14	39.1																		14
15	38.8																		15
16	38.5																		16
17	38.2																		17
18	37.9	32.7																	18
20	37.3	32.6																	20
22	36.6	32																	22
24	36	31.2																	24
26	35.3	30.1																	26
28	34.7	29.2	22.8																28
30	33.9	28.3	22.8																30
32	32.6	27.5	22.8	40															32
34	31.2	26.8	22.6	40															34
36	29.9	26.1	22.2	40			34.9												36
38	28.6	25.5	21.8	39.7			34.9												38
40	27.4	24.9	21.5	39.5			34.9												40
45	24.5	23.5	20.8	38.9	32.3		34.9			29.1			23.3						45
50	22.1	22.5	20.2	38.3	31.4		34.6	30.6		29.1			23.3			19.6			50
55	20	21.3	19.8	37.6	30.3	22.8	34.2	30.1	22.6	29.1	27.9		23.3			19.6			55
60	18	19.8	19.6	36.8	29.2	22.7	33.8	29.2	22.5	28.9	27.8		23.3			19.6			60
65	16.3	17.8	18.9	36.2	28.2	22.3	33.5	28.3	22.2	28.7	27.4	21.6	23.3	23.3		19.6	19.6		65
70	14.9	16.1	17	35.5	27.5	21.9	32.9	27.5	21.8	28.5	26.7	21.4	23.3	23.3		19.6	19.6		70
75	13.7	14.5	16.1	34.8	26.8	21.6	32.4	26.8	21.5	28.2	26.1	21.1	23.2	23	20.2	19.6	19.6		75
80				33.9	26.1	21.3	31.7	26.1	21.2	27.9	25.5	20.8	22.9	22.5	20.2	19.6	19.6		80
85				32.6	25.4	21	30.6	25.5	20.9	26.9	24.9	20.6	22.2	22.1	20	19.3	19.4	19.2	85
90				31.1	24.8	20.8	29.2	24.9	20.7	25.8	24.4	20.3	21.6	21.5	19.8	18.7	18.9	19	90
95				29.7	24.2	20.5	27.8	24.4	20.5	24.6	23.9	20.2	21	20.8	19.6	18.2	18.3	18.6	95
100				28.3	23.6	20.3	26.5	23.9	20.2	23.6	23.4	20	20.4	20.2	19.4	17.7	17.8	18.1	100
105				27	23.2	20.1	25.2	23.4	20	22.5	22.9	19.8	19.8	19.6	19.3	17.1	17.3	17.7	105
110				25.8	22.8	19.9	24	22.9	19.9	21.6	22.1	19.7	19.2	18.9	18.9	16.6	16.9	17.2	110
115				24.6	22.3	19.8	22.9	22.5	19.7	20.6	21.3	19.6	18.6	18.3	18.4	16.1	16.4	16.7	115
120				23.4	22	19.6	21.8	21.9	19.6	19.7	20.3	19.4	17.9	17.8	17.8	15.7	16	16.2	120
125				22.4	21.6	19.5	20.7	21.2	19.4	18.8	19.4	19.2	17.2	17.2	17.3	15.2	15.5	15.7	125
130				21.5	21.2	19.4	19.5	20.1	19.2	17.9	18.5	18.9	16.5	16.7	16.7	14.5	14.9	15.2	130
135				20.6	20.5	19.3	18.4	19.1	19.1	17.1	17.6	18.1	15.8	16.1	16.2	13.9	14.4	14.7	135
140				19.7	19.6	19.1	17.4	18.1	18.6	16.3	16.8	17.3	15.1	15.6	15.7	13.3	13.8	14.2	140
145				18.8	18.8	18.9	16.6	17.1	17.7	15.5	15.9	16.5	14.4	15	15.2	12.7	13.2	13.7	145
150				18	18.1	18.2	15.9	16.1	16.8	14.7	15.1	15.7	13.8	14.3	14.8	12.1	12.6	13.1	150
155				17.2	17.3	17.5	15.4	15.4	15.9	13.9	14.4	14.9	13.2	13.7	14.2	11.5	12	12.5	155
160				16.5	16.6	16.8	14.8	14.7	15	13.3	13.6	14.1	12.6	13.1	13.5	11	11.4	11.9	160
165				15.9	15.9	16.2	14.2	14.1	14.3	12.8	13	13.4	12	12.5	12.8	10.4	10.9	11.4	165
170				15.3	15.3	15.5	13.7	13.5	13.7	12.3	12.5	12.7	11.5	11.9	12.2	9.9	10.3	10.8	170
175				14.8	14.8	14.9	13.2	12.9	13.1	11.9	12	12.1	10.9	11.3	11.6	9.4	9.8	10.2	175
180				14.2	14.3	14.3	12.7	12.4	12.6	11.4	11.5	11.6	10.3	10.7	11	8.9	9.4	9.7	180
185				13.7	13.8		12.2	11.9	12.1	11	11.1	11.1	9.7	10.1	10.4	8.5	8.9	9.2	185
190				13.2	13.3		11.7	11.5	11.5	10.5	10.7	10.7	9.2	9.6	9.9	8.1	8.5	8.8	190
195				9.7			11.2	11	11.1	10.1	10.3	10.3	8.6	9.1	9.3	7.7	8	8.3	195
200							10.8	10.6		9.7	9.9	9.8	8.2	8.7	8.8	7.3	7.6	7.9	200
205							10.3	10.2		9.3	9.5	9.4	7.8	8.2	8.2	7	7.1	7.5	205
210										9	9.1	9	7.3	7.8	7.7	6.6	6.7	7.1	210
215										8.6	8.7	8.6	7	7.3	7.2	6.3	6.4	6.7	215
220										8.2	8.3					6	6	6.2	220
225													6.6	6.9	6.7	6	6	6.2	225
230													6.2	6.5	6.3	5.6	5.6	5.8	230
235													5.8	6.1		5.2	5.3	5.4	235
240													5.5	5.7		4.9	4.9	5	240
245													5.1	5.3		4.5	4.6	4.6	245
250																3.8	3.9		250
255																3.4	3.5		255

TAB 131246 / 131254 / 131262

Lifting capacities on the folding jib

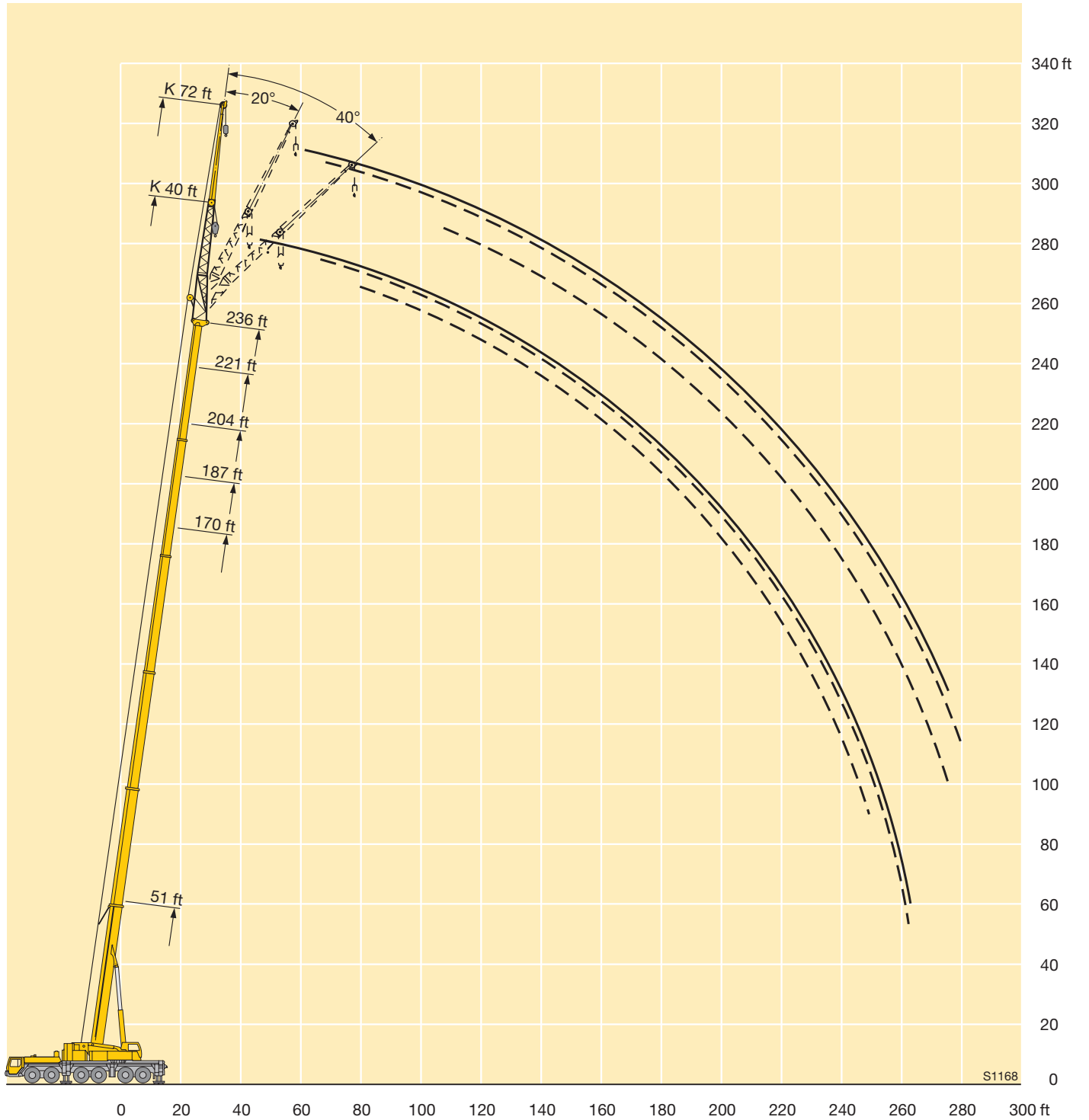
Forces de levage à la fléchette pliante



ft	51 ft			170 ft			187 ft			204 ft			221 ft			236 ft			ft
	72 ft			72 ft			72 ft			72 ft			72 ft			72 ft			
	0°	20°	40°	0°	20°	40°	0°	20°	40°	0°	20°	40°	0°	20°	40°	0°	20°	40°	
13 - 20	17																		13 - 20
22	17																		22
24	17																		24
26	16.9																		26
28	16.8																		28
30	16.6																		30
32	16.4																		32
34	16.2																		34
36	16	14.6		17															36
38	15.9	14.6		17			16												38
40	15.7	14.5		17			16												40
45	15.1	14		17			16			14.3									45
50	14.6	13.4		17			16			14.3			13.1						50
55	14	12.9	11.4	17			16			14.3			13.1			11.6			55
60	13.5	12.4	11.3	16.9			16			14.3			13.1			11.6			60
65	13	12	10.9	16.8	14.6		15.9			14.3			13			11.6			65
70	12.5	11.6	10.5	16.5	14.4		15.7	14		14.3			12.9			11.6			70
75	12.2	11.2	10.2	16.3	14.1		15.5	13.8		14.2	12.9		12.9			11.6			75
80	11.9	10.9	9.9	16	13.8		15.3	13.5		14.1	12.8		12.8			11.6			80
85	11.6	10.7	9.7	15.8	13.6	11.4	15.1	13.3	11.2	14	12.7		12.6	11.9		11.6			85
90	11.2	10.4	9.5	15.6	13.3	11.3	14.9	13	11.1	13.9	12.5	10.7	12.6	11.8		11.5		10.9	90
95	10.8	10.1	9.4	15.3	13	11.1	14.7	12.8	11	13.7	12.3	10.7	12.5	11.6	10.2	11.4	10.9		95
100	10.3	9.9	9.3	15	12.8	10.9	14.5	12.6	10.9	13.6	12.1	10.6	12.4	11.4	10.2	11.3	10.8	9.7	100
105	9.6	9.7		14.7	12.5	10.7	14.3	12.4	10.7	13.4	11.9	10.5	12.3	11.3	10.1	11.2	10.7	9.7	105
110	9	9.4		14.4	12.3	10.5	14.1	12.1	10.6	13.3	11.7	10.3	12.2	11.1	10	11.2	10.6	9.7	110
115				14.2	12.1	10.4	13.8	12	10.4	13.1	11.6	10.2	12.1	11	9.9	11.1	10.5	9.6	115
120				13.9	11.9	10.2	13.6	11.8	10.2	12.9	11.4	10.2	12	10.9	9.8	11.1	10.4	9.4	120
125				13.6	11.7	10	13.4	11.6	10.1	12.8	11.2	10	11.9	10.7	9.7	11	10.3	9.3	125
130				13.3	11.5	9.9	13.2	11.4	10	12.6	11.1	9.9	11.8	10.6	9.5	10.9	10.2	9.2	130
135				13.1	11.4	9.8	12.9	11.3	9.9	12.4	11	9.8	11.7	10.5	9.4	10.9	10.1	9.1	135
140				12.8	11.2	9.7	12.7	11.1	9.8	12.3	10.8	9.6	11.6	10.4	9.4	10.8	10	9	140
145				12.6	11.1	9.7	12.5	11	9.7	12.1	10.7	9.5	11.4	10.3	9.3	10.7	10	9	145
150				12.4	10.9	9.6	12.3	10.9	9.6	11.9	10.7	9.5	11.3	10.2	9.2	10.4	9.9	8.9	150
155				12.2	10.8	9.5	12.2	10.8	9.6	11.8	10.6	9.4	11.2	10.2	9.1	10	9.8	8.8	155
160				12.1	10.7	9.5	12	10.7	9.5	11.6	10.5	9.4	11	10.1	9	9.6	9.7	8.8	160
165				11.9	10.6	9.4	11.8	10.7	9.5	11.4	10.4	9.3	10.7	10	9	9.1	9.6	8.7	165
170				11.8	10.5	9.3	11.6	10.6	9.4	11.1	10.4	9.2	10.2	9.9	9	8.8	9.5	8.7	170
175				11.6	10.3	9.3	11.4	10.5	9.4	10.6	10.3	9.2	9.8	9.8	9	8.4	9.2	8.6	175
180				11.5	10.2	9.3	11	10.3	9.4	10.1	10.1	9.2	9.4	9.7	9	8	8.8	8.6	180
185				11.3	10.1	9.3	10.6	10.2	9.3	9.7	10	9.2	9	9.5	9	7.6	8.4	8.6	185
190				11.1	10	9.3	10.2	10	9.3	9.2	9.8	9.2	8.6	9.3	9	7.3	8	8.6	190
195				10.8	9.8	9.3	9.8	9.9	9.3	8.8	9.4	9.2	8.2	8.9	9	6.9	7.6	8.3	195
200				10.6	9.7	9.3	9.5	9.6	9.3	8.4	8.9	9	7.8	8.5	8.8	6.6	7.2	7.9	200
205				10.3	9.7	9.3	9.1	9.3	9.2	8.1	8.5	8.7	7.4	8.1	8.5	6.3	6.9	7.5	205
210				10	9.7	9.3	8.8	8.9	9.1	7.7	8.1	8.4	7	7.7	8.1	6	6.5	7.1	210
215				9.7	9.6	9.3	8.4	8.6	8.7	7.5	7.8	8.1	6.7	7.2	7.6	5.7	6.2	6.7	215
220				9.3	9.4		8.1	8.2	8.3	7.2	7.4	7.7	6.3	6.8	7.2	5.4	5.9	6.4	220
225							7.8	7.9	7.9	6.9	7.1	7.4	6	6.4	6.7	5.1	5.6	6	225
230							7.5	7.5		6.7	6.8	7	5.7	6.1	6.3	4.9	5.3	5.6	230
235							7.2	7.2		6.4	6.6	6.7	5.4	5.7	5.9	4.5	5	5.3	235
240							6.9			6.2	6.3	6.3	5.1	5.4	5.5	4.2	4.7	5	240
245										6	6.1		4.9	5.1	5.2	3.9	4.4	4.6	245
250										5.7	5.8		4.6	4.8	4.8	3.6	4.1	4.3	250
255										5.5	5.6		4.3	4.4	4.4	3.3	3.7	3.9	255
260													4	4.2	4.1	3	3.4	3.5	260
265																2.7	3	3.1	265
270																2.4	2.7	2.7	270
275																2.2	2.4	2.3	275

TAB 131246 / 131254 / 131262

Lifting heights Hauteurs de levage



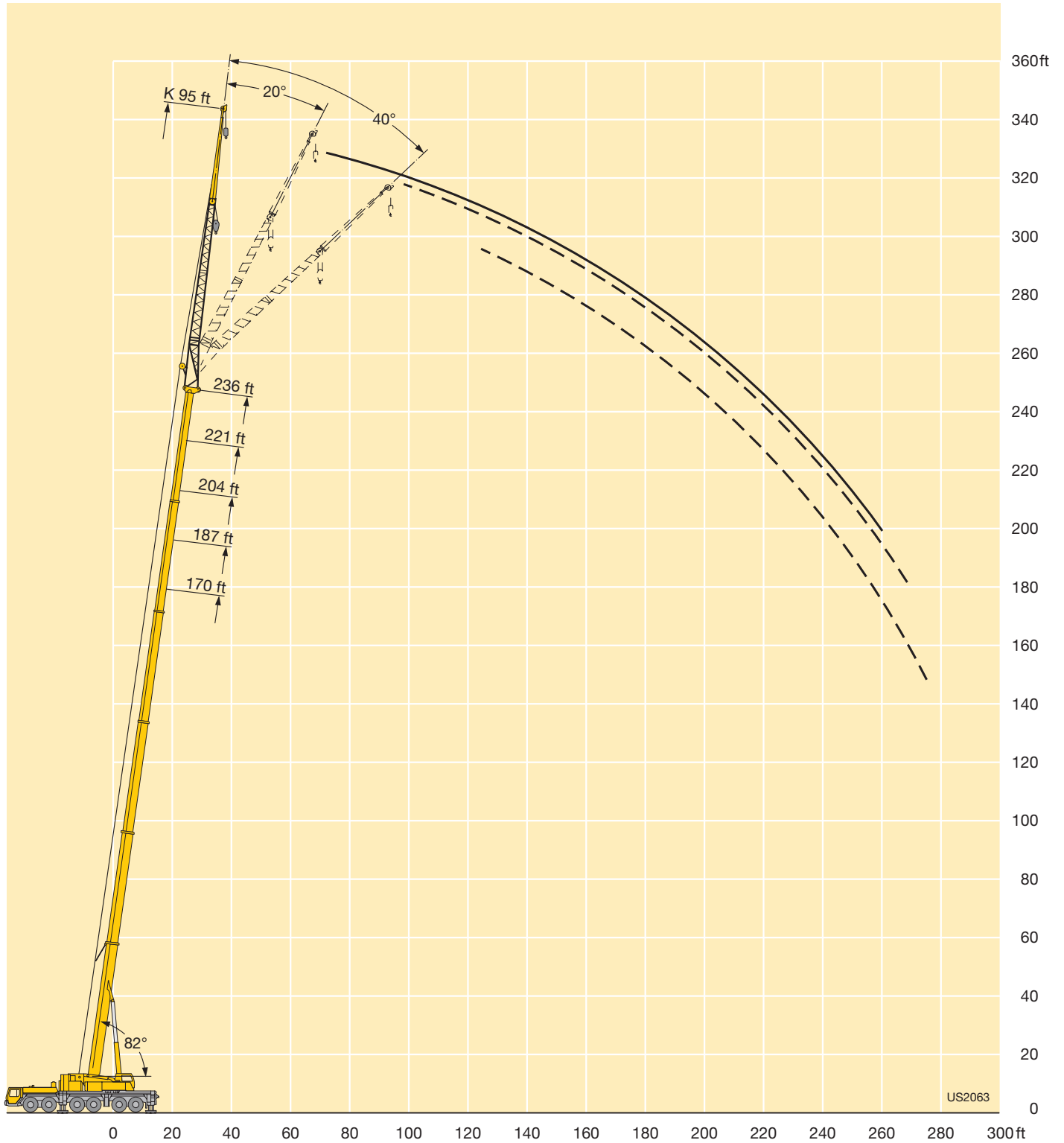
Lifting capacities on the folding jib Forces de levage à la fléchette pliante



ft	51 ft			170 ft			187 ft			204 ft			221 ft			236 ft			ft
	95 ft			95 ft			95 ft			95 ft			95 ft			95 ft			
	0°	20°	40°	0°	20°	40°	0°	20°	40°	0°	20°	40°	0°	20°	40°	0°	20°	40°	
16 - 30	12.9																		16 - 30
32	12.8																		32
34	12.7																		34
36	12.6																		36
38	12.4			12.9															38
40	12.1			12.9															40
45	11.5			12.9			11.6												45
50	11	9.9		12.9			11.6			10.2									50
55	10.5	9.7		12.8			11.6			10.2			9						55
60	10	9.2		12.8			11.6			10.2			9						60
65	9.6	8.7		12.8			11.6			10.2			9						65
70	9.2	8.3	7	12.7			11.6			10.2			9		7.8				70
75	8.8	7.9	6.9	12.5	10		11.6			10.2			9		7.8				75
80	8.5	7.6	6.7	12.2	9.9		11.6			10.2			9		7.8				80
85	8.1	7.3	6.5	11.8	9.6		11.5	9.2		10.2	8.5		9		7.8				85
90	7.8	7	6.2	11.5	9.3		11.2	9.1		10.2	8.5		9	7.8	7.8				90
95	7.6	6.8	6	11.2	9.1	7	10.9	8.9		10.1	8.4		9	7.8	7.8	7			95
100	7.3	6.6	5.9	10.9	8.8	7	10.6	8.7	6.8	9.9	8.2		9	7.7	7.8	7			100
105	7	6.3	5.8	10.6	8.6	6.9	10.4	8.4	6.8	9.7	8.1		8.9	7.5	7.8	7			105
110	6.8	6.1	5.7	10.4	8.4	6.8	10.2	8.3	6.7	9.5	7.9	6.3	8.7	7.4	7.8	7			110
115	6.6	6	5.6	10.1	8.2	6.6	9.9	8.1	6.6	9.3	7.7	6.3	8.6	7.3	5.8	7.8	6.9		115
120	6.4	5.8	5.6	9.9	8	6.5	9.7	7.9	6.5	9.1	7.5	6.3	8.4	7.1	5.8	7.7	6.8	5.6	120
125	6.2	5.7	5.5	9.6	7.8	6.4	9.4	7.7	6.4	8.9	7.4	6.3	8.2	7	5.8	7.7	6.6	5.6	125
130	6	5.7	5	9.4	7.6	6.3	9.2	7.5	6.3	8.8	7.3	6.2	8.1	6.9	5.8	7.6	6.5	5.6	130
135				9.2	7.5	6.2	9	7.4	6.2	8.6	7.1	6.1	7.9	6.8	5.8	7.4	6.4	5.6	135
140				9	7.3	6.1	8.8	7.2	6.1	8.4	7	6	7.8	6.7	5.8	7.3	6.3	5.6	140
145				8.8	7.1	6	8.6	7.1	6	8.2	6.8	6	7.7	6.5	5.8	7.2	6.3	5.6	145
150				8.6	7	5.9	8.5	6.9	6	8.1	6.7	5.9	7.5	6.4	5.8	7.1	6.2	5.6	150
155				8.4	6.9	5.9	8.3	6.8	5.9	7.9	6.6	5.9	7.4	6.3	5.7	7	6.1	5.6	155
160				8.2	6.8	5.8	8.1	6.7	5.8	7.7	6.6	5.8	7.3	6.3	5.7	6.9	6	5.5	160
165				8	6.7	5.8	7.9	6.6	5.7	7.6	6.5	5.7	7.2	6.2	5.6	6.8	6	5.5	165
170				7.9	6.6	5.7	7.8	6.6	5.7	7.4	6.4	5.7	7.1	6.1	5.6	6.7	5.9	5.4	170
175				7.7	6.5	5.7	7.6	6.5	5.6	7.3	6.4	5.6	7	6.1	5.5	6.6	5.8	5.4	175
180				7.6	6.4	5.6	7.5	6.4	5.6	7.2	6.3	5.6	6.9	6	5.5	6.5	5.8	5.4	180
185				7.4	6.2	5.6	7.3	6.3	5.5	7.1	6.2	5.5	6.8	6	5.4	6.4	5.8	5.4	185
190				7.3	6.1	5.6	7.2	6.3	5.5	7	6.1	5.5	6.7	6	5.4	6.3	5.7	5.3	190
195				7.1	6.1	5.6	7.1	6.2	5.4	6.9	6.1	5.4	6.6	5.9	5.4	6.1	5.7	5.3	195
200				7	6	5.6	7	6.1	5.4	6.8	6.1	5.4	6.6	5.9	5.4	5.8	5.6	5.3	200
205				6.8	5.9	5.6	6.9	6.1	5.4	6.8	6	5.4	6.5	5.9	5.4	5.5	5.6	5.3	205
210				6.7	5.8	5.6	6.8	6	5.4	6.7	6	5.4	6.4	5.8	5.4	5.3	5.5	5.3	210
215				6.6	5.8	5.6	6.7	5.9	5.4	6.5	5.9	5.4	6.1	5.8	5.4	5	5.5	5.3	215
220				6.5	5.8	5.6	6.6	5.9	5.4	6.3	5.9	5.4	5.8	5.8	5.4	4.7	5.4	5.3	220
225				6.4	5.7	5.6	6.5	5.8	5.4	6.1	5.8	5.4	5.6	5.8	5.4	4.4	5.3	5.3	225
230				6.3	5.7	5.6	6.4	5.8	5.4	5.9	5.8	5.4	5.3	5.7	5.4	4.2	5	5.3	230
235				6.2	5.7	5.6	6.2	5.7	5.4	5.7	5.7	5.4	5	5.6	5.4	3.9	4.7	5.1	235
240				6.1	5.7		6	5.6	5.4	5.5	5.4	5.4	4.7	5.3	5.4	3.6	4.4	4.9	240
245				6			5.8	5.6	5.4	5.3	5.3	5.4	4.4	5	5.3	3.4	4.1	4.7	245
250							5.6	5.5		5.1	5.1	5.4	4.1	4.7	5	3.1	3.8	4.3	250
255							5.4	5.4		4.9	4.9	5.1	3.7	4.4	4.6	2.9	3.5	4	255
260							5.2	5.3		4.7	4.8	4.8	3.5	4.1	4.3	2.6	3.2	3.6	260
265										4.5	4.6	4.4	3.2	3.7	3.9		2.9	3.2	265
270										4.3	4.4		2.9	3.4	3.5		2.6	2.8	270
275										4.2	4.2		2.7	3.1	3.1		2.3	2.5	275
280										4			2.4	2.8	2.7				280
285														2.4					285

TAB 131246 / 131254 / 131262

Lifting heights Hauteurs de levage



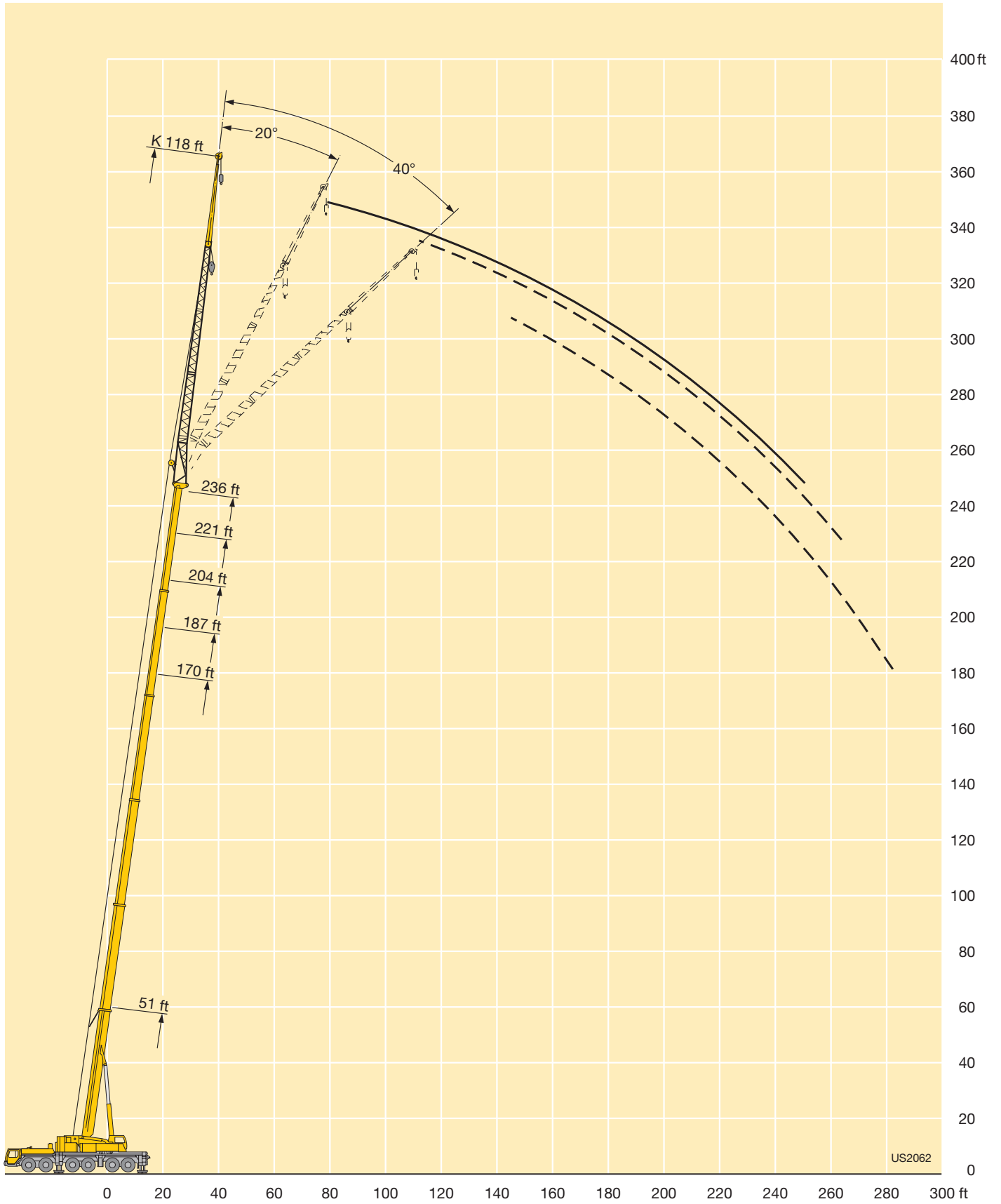
Lifting capacities on the folding jib Forces de levage à la fléchette pliante



ft	51 ft			170 ft			187 ft			204 ft			221 ft			236 ft			ft
	118 ft			118 ft			118 ft			118 ft			118 ft			118 ft			
	0°	20°	40°	0°	20°	40°	0°	20°	40°	0°	20°	40°	0°	20°	40°	0°	20°	40°	
18 - 38	8.7																		18 - 38
40	8.7																		40
45	8.4																		45
50	8			8.5															50
55	7.6	6.1		8.5			7.8												55
60	7.2	6.1		8.5			7.8												60
65	6.9	6.1		8.5			7.8			6.8									65
70	6.5	5.9		8.5			7.8			6.8			5.8						70
75	6.2	5.7		8.5			7.8			6.8			5.8			4.9			75
80	6	5.4		8.5			7.8			6.8			5.8			4.9			80
85	5.7	5.2		8.3			7.8			6.8			5.8			4.9			85
90	5.4	5	4.4	8.1	6.1		7.7	5.8		6.8			5.8			4.9			90
95	5.2	4.7	4.3	7.8	6		7.6	5.8		6.8			5.8			4.9			95
100	5	4.6	4.2	7.6	6		7.3	5.7		6.8	5.1		5.8	4.6		4.9			100
105	4.9	4.4	4	7.4	5.8		7.1	5.6		6.6	5.1		5.8	4.6		4.9			105
110	4.7	4.3	3.9	7.2	5.7		6.9	5.5		6.5	5.1		5.8	4.6		4.9	4.1		110
115	4.6	4.2	3.8	7	5.5	4.1	6.7	5.4		6.3	5.1		5.7	4.6		4.9	4.1		115
120	4.5	4.1	3.7	6.8	5.3	4.1	6.5	5.3	3.9	6.2	5.1		5.6	4.6		4.9	4.1		120
125	4.3	3.9	3.6	6.6	5.2	4.1	6.4	5.1	3.9	6	4.9		5.6	4.6		4.9	4.1		125
130	4.2	3.9	3.5	6.4	5.1	4.1	6.2	5	3.9	5.9	4.8	3.6	5.4	4.6		4.9	4.1		130
135	4.1	3.8	3.4	6.2	5	4	6.1	4.9	3.9	5.7	4.7	3.6	5.3	4.5	3.5	4.9	4.1		135
140	4	3.7	3.4	6.1	4.8	3.9	5.9	4.8	3.9	5.6	4.6	3.6	5.2	4.4	3.5	4.8	4.1	3.2	140
145	3.9	3.6	3.4	5.9	4.7	3.9	5.8	4.7	3.9	5.5	4.6	3.6	5.1	4.3	3.5	4.8	4.1	3.2	145
150	3.8	3.5	3.4	5.8	4.6	3.9	5.7	4.6	3.7	5.4	4.5	3.6	5	4.2	3.5	4.7	4	3.2	150
155	3.7	3.4		5.6	4.5	3.8	5.6	4.5	3.6	5.3	4.4	3.6	4.9	4.2	3.5	4.6	4	3.2	155
160				5.5	4.4	3.7	5.4	4.4	3.6	5.2	4.3	3.6	4.9	4.1	3.5	4.6	3.9	3.2	160
165				5.3	4.4	3.7	5.3	4.3	3.6	5.1	4.2	3.6	4.8	4	3.5	4.5	3.9	3.2	165
170				5.2	4.4	3.7	5.2	4.3	3.6	5	4.1	3.5	4.7	4	3.5	4.4	3.8	3.2	170
175				5.1	4.3	3.6	5.1	4.2	3.6	4.9	4.1	3.5	4.6	3.9	3.5	4.4	3.8	3.2	175
180				5	4.2	3.6	5	4.2	3.6	4.8	4	3.5	4.6	3.9	3.4	4.3	3.7	3.2	180
185				4.9	4.2	3.6	4.9	4.1	3.6	4.7	4	3.5	4.5	3.8	3.4	4.3	3.7	3.2	185
190				4.8	4.1	3.5	4.8	4.1	3.5	4.6	4	3.5	4.4	3.8	3.4	4.2	3.6	3.2	190
195				4.7	4	3.5	4.7	4	3.5	4.6	3.9	3.5	4.4	3.7	3.4	4.1	3.6	3.2	195
200				4.6	4	3.5	4.6	4	3.5	4.5	3.9	3.5	4.3	3.7	3.4	4.1	3.6	3.2	200
205				4.6	3.9	3.4	4.6	3.9	3.4	4.4	3.9	3.4	4.2	3.7	3.4	4.1	3.5	3.2	205
210				4.5	3.9	3.4	4.5	3.9	3.4	4.4	3.8	3.4	4.2	3.7	3.4	4	3.5	3.2	210
215				4.4	3.8	3.4	4.4	3.8	3.4	4.3	3.8	3.4	4.1	3.7	3.4	3.9	3.5	3.2	215
220				4.3	3.8	3.4	4.4	3.8	3.4	4.3	3.7	3.4	4.1	3.6	3.4	3.8	3.4	3.2	220
225				4.2	3.7	3.4	4.3	3.8	3.4	4.2	3.7	3.4	4.1	3.6	3.4	3.7	3.4	3.2	225
230				4.2	3.7	3.4	4.3	3.7	3.4	4.1	3.7	3.4	4	3.6	3.4	3.4	3.4	3.2	230
235				4.1	3.6	3.4	4.2	3.7	3.4	4.1	3.6	3.4	4	3.6	3.4	3.2	3.3	3.2	235
240				4.1	3.6	3.4	4.1	3.6	3.4	4	3.6	3.4	3.9	3.5	3.4	2.9	3.3	3.2	240
245				4	3.5	3.4	4.1	3.6	3.4	4	3.5	3.4	3.8	3.5	3.3	2.7	3.2	3.2	245
250				3.9	3.5	3.4	4	3.6	3.4	3.9	3.5	3.4	3.6	3.4	3.3		3.1	3.2	250
255				3.9	3.5	3.4	4	3.5	3.4	3.9	3.5	3.4	3.3	3.4	3.3		3	3.2	255
260				3.8	3.4		3.9	3.5	3.4	3.8	3.4	3.4	3	3.4	3.3		2.8	3.2	260
265				3.7	3.4		3.8	3.4	3.4	3.8	3.4	3.4	2.7	3.3	3.3		2.6	3.1	265
270							3.7	3.4		3.6	3.3	3.3	2.5	3.2	3.2			2.9	270
275							3.7	3.4		3.4	3.3	3.2	2.2	2.9	3.2			2.6	275
280							3.7	3.4		3.3	3.3	3.2		2.6	2.9			2.3	280
285							3.6			3.1	3.2			2.5					285
290										2.9	3.1								290
295										2.7	2.9								295
300										2.6	2.7								300

TAB 131246 / 131254 / 131262

Lifting heights Hauteurs de levage



US2062

Lifting capacities on the hydraulically variable folding jib

Forces de levage à la fléchette pliante à variation hydraulique



ft	51 ft			68 ft			85 ft			102 ft			119 ft			136 ft			ft
	18 ft			18 ft			18 ft			18 ft			18 ft			18 ft			
	0°	20°	45°	0°	20°	45°	0°	20°	45°	0°	20°	45°	0°	20°	45°	0°	20°	45°	
10	135	108																	10
12	135	107		135	105														12
14	132	102	82.5	135	104														14
16	125	98.5	81	131	101	81	129	101											16
18	120	95	79	126	98	80	126	98.5	79		96								18
21	112	90	76.5	119	94	78	120	95	78	113	95	76.5		91					21
24	105	86	74	112	90	75.5	114	91.5	76.5	112	92	76	108	90.5	75				24
27	98.5	82	72	106	86.5	73.5	110	88.5	74.5	109	89	75.5	105	88	75	91	80		27
30	93	78.5	70	101	83	72	105	85.5	73	105	86.5	74	102	86	74	90	80		30
33	88	75.5	67.5	96.5	80	70.5	100	82.5	71.5	102	84	72.5	99.5	84	72.5	88	78.5	70	33
36	84	73	65.5	92	77.5	69	96.5	80	70	98	81.5	71	97	82	71.5	86.5	77	69	36
39	80	70	63.5	88.5	75.5	67.5	93	78	69	95	79.5	70	94.5	80	70.5	85	75.5	68.5	39
45	71.5	63	29	82	71	64	87	74	66.5	89	76	67.5	90	77	68.5	82.5	73	66.5	45
51	63	58.6	16.4	76	66	61	81.5	71	64	84	72.5	66	85.5	74	67	79.5	71	65.5	51
57	55.7	22.7		70	62	35	77	67.5	61.5	79.5	69.5	64.5	82	71.5	65.5	75.5	68.5	64	57
63				64	58.3	19.8	72.5	63.5	59.5	76	67	62.5	79	69.5	64	71.5	65	61.5	63
69				58	39.6	12.2	68	60.5	40.4	72.5	64.5	60.5	76	67.5	62.5	67.5	62	59	69
75							63.5	58.1	21.7	68.5	62	59.1	71.5	65.5	61	64.5	59.5	56.8	75
81							59.1	56	16.1	63.5	59.5	46.1	65	63	59.8	61.5	57.1	55	81
87							54.1	46.5		57.4	56.6	22.8	58.6	59.2	57.9	58.3	54.9	53.3	87
93										51.8	52.3	19.5	53	53.6	53.9	54.7	52.8	51.7	93
99										46.8	45.4	11.1	48	48.5	46.8	49.7	50.3	50	99
105													43.6	44	22.5	45.3	45.8	46	105
111													39.8	40.1	13.8	41.4	41.9	42	111
117													36.4	36.6	9.2	38	38.3	26.5	117
123													31.6	26.6		34.9	35.2	16.6	123
129																32.1	32.3	11.3	129
135																29.7	26.8	8	135
141																22.4			141

TAB 131430 / 131492 / 131540

Lifting capacities on the hydraulically variable folding jib

Forces de levage à la fléchette pliante à variation hydraulique



ft	153 ft			170 ft			187 ft			204 ft			221 ft			236 ft			ft
	18 ft			18 ft			18 ft			18 ft			18 ft			18 ft			
	0°	20°	45°	0°	20°	45°	0°	20°	45°	0°	20°	45°	0°	20°	45°	0°	20°	45°	
30	77.5	72.5																	30
33	77.5	72		62															33
36	77	71.5	66	62	62		46.3												36
39	76	70.5	65.5	62	62	60.5	46.3	46.3											39
45	71.5	68.5	64	59.9	60	60	46.3	46.3	46.3	38.8	38.8								45
51	66	65.5	63	56.9	57.2	57	46.3	46.3	46.3	38.8	38.8	38.8	31.5	31.5		23.4	23.4		51
57	61	61	60.5	53.1	53.3	53.6	45.2	45.6	45.8	38.4	38.4	38.4	31.5	31.5	31.5	23.4	23.4	23.4	57
63	55.9	55.8	56.2	49.4	49.5	50	42.8	43.3	43.7	37	37	37.3	31.2	31.1	31.2	23.4	23.4	23.4	63
69	51.2	51.2	51.6	45.9	46	46.4	40.1	40.4	40.9	35.1	35.3	35.5	30.3	30.2	30.4	23.4	23.4	23.4	69
75	47.1	47.1	47.4	42.5	42.7	43	37.6	37.8	38.3	33	33.5	33.6	29	29	29.2	23.3	23.3	23.3	75
81	43.6	43.7	43.7	39.2	39.5	39.8	35.2	35.4	35.8	31.1	31.6	31.8	27.6	27.6	27.8	22.8	22.8	23	81
87	40.5	40.6	40.6	36.2	36.4	36.8	32.9	33.1	33.5	29.3	29.7	30	26.2	26.3	26.5	21.8	21.8	22.1	87
93	37.5	37.6	37.7	33.7	33.9	34.2	30.7	30.9	31.2	27.7	27.9	28.2	24.9	25	25.3	20.9	20.9	21.2	93
99	34.8	34.9	35	31.2	31.5	31.8	28.7	28.9	29.1	26.1	26.2	26.6	23.6	23.8	24.1	20	20.1	20.3	99
105	32.2	32.3	32.4	29	29.2	29.5	26.7	26.9	27.2	24.5	24.7	25	22.3	22.6	23	19.1	19.2	19.5	105
111	29.7	29.8	30	26.9	27.1	27.3	24.9	25.1	25.4	23	23.2	23.4	21.2	21.4	21.7	18.3	18.5	18.7	111
117	27.8	28	28.1	24.9	25.1	25.3	23.1	23.3	23.6	21.6	21.7	21.9	19.9	20.2	20.5	17.4	17.6	17.9	117
123	26.1	26.2	26.4	23	23.2	23.4	21.5	21.7	21.9	20.2	20.3	20.5	18.8	19	19.3	16.4	16.6	16.9	123
129	24.5	24.6	24.3	21.5	21.6	21.8	19.9	20.1	20.3	18.8	19	19.2	17.7	17.9	18.2	15.5	15.7	15.9	129
135	23	23.1	18.8	20.1	20.3	20.3	18.4	18.6	18.7	17.6	17.7	17.9	16.7	16.8	17.1	14.5	14.7	15	135
141	21.5	21.6	13.2	18.8	19	19	17	17.2	17.4	16.5	16.6	16.7	15.6	15.8	16	13.7	13.8	14.1	141
147	20.1	20.2	9.6	17.6	17.7	17.5	15.9	16.1	16.2	15.6	15.6	15.8	14.6	14.8	15	12.8	13	13.2	147
153	16.8	16.9	7.1	16.4	16.6	14.9	14.9	15	15.1	14.7	14.8	14.9	13.6	13.8	13.9	12	12.2	12.4	153
159				15.3	15.4	11	13.8	14	14	14	14	14.1	12.6	12.8	12.9	11.2	11.4	11.6	159
165				14.2	14.3		12.9	12.9	13	13.1	13.3	13.3	11.7	11.8	12	10.5	10.6	10.8	165
171							11.9	12	11.9	12.3	12.4	12.4	10.9	11.1	11.2	9.8	9.9	10	171
177							11	11	9.8	11.5	11.6	11.6	10.2	10.4	10.4	9.2	9.3	9.4	177
183							10.1	10.1	7.7	10.8	10.8	10.8	9.5	9.6	9.7	8.6	8.8	8.8	183
189										10	10.1	10	8.9	8.9	9	8.1	8.2	8.2	189
195										9.3	9.4	8.8	8.2	8.3	8.3	7.5	7.7	7.6	195
201										8.6	8.7	7.3	7.6	7.7	7.7	7	7.1	7.1	201
207													7	7	7	6.5	6.5	6.5	207
213													6.4	6.4	6.4	6	6	5.9	213
219													5.8			5.4	5.5	5.4	219
225																4.9	5	4.8	225
231																4.4	4.5		231

TAB 131430 / 131492 / 131540

Lifting capacities on the hydraulically variable folding jib

Forces de levage à la fléchette pliante à variation hydraulique



ft	51 ft			170 ft			187 ft			204 ft			221 ft			236 ft			ft
	40 ft			40 ft			40 ft			40 ft			40 ft			40 ft			
	0°	20°	45°	0°	20°	45°	0°	20°	45°	0°	20°	45°	0°	20°	45°	0°	20°	45°	
11	40																		11
12	39.8																		12
13	39.4																		13
14	39.1																		14
15	38.8																		15
16	38.5																		16
17	38.2																		17
18	37.9	32.7																	18
20	37.3	32.6																	20
22	36.6	32																	22
24	36	31.2																	24
26	35.3	30.1																	26
28	34.7	29.2																	28
30	33.9	28.3																	30
32	32.6	27.5	21.1	39.8															32
34	31.2	26.8	21	39.8															34
36	29.9	26.1	20.9	39.7			34.7												36
38	28.6	25.5	20.6	39.5			34.7												38
40	27.4	24.9	20.3	39.2			34.7												40
45	24.5	23.5	19.8	38.6	31.8		34.5			28.9			22.8						45
50	22.1	22.5	19.3	37.9	30.9		34.2	30.1		28.9			22.8			19.2			50
55	20	21.3	18.9	37.2	29.9	21.1	33.9	29.6		28.8	27.5		22.8			19.2			55
60	18	19.8	18.7	36.4	28.9	21.1	33.5	28.8		28.6	27.4		22.8			19.2			60
65	16.3	17.8	18.4	35.7	28	20.8	33	28	20.6	28.4	27		22.8	23		19.2			65
70	14.9	16.1	16.6	35	27.2	20.5	32.5	27.2	20.5	28.1	26.4	20.1	22.8	22.9		19.2	19.2		70
75	13.7	14.5		34.3	26.5	20.3	31.9	26.5	20.3	27.9	25.8	20	22.7	22.6	19.4	19.2	19.2		75
80				33.4	25.8	20	31.3	25.8	20	27.5	25.2	19.9	22.5	22.2	19.4	19.1	19.1		80
85				32.2	25.2	19.8	30.2	25.2	19.8	26.5	24.6	19.7	21.8	21.7	19.3	18.8	19	18.7	85
90				30.7	24.5	19.6	28.8	24.6	19.6	25.4	24.2	19.5	21.2	21.1	19.2	18.4	18.5	18.6	90
95				29.3	24	19.5	27.4	24.1	19.5	24.3	23.7	19.3	20.6	20.5	19.1	17.8	18	18.3	95
100				27.9	23.4	19.3	26.1	23.6	19.3	23.2	23.2	19.2	20	19.9	19	17.3	17.4	17.9	100
105				26.7	23	19.2	24.8	23.2	19.1	22.2	22.6	19.1	19.4	19.2	18.9	16.8	17	17.4	105
110				25.4	22.5	19	23.7	22.7	19	21.2	21.9	19	18.8	18.6	18.6	16.3	16.5	16.9	110
115				24.2	22.1	18.9	22.6	22.2	18.8	20.3	21	18.9	18.2	18	18.1	15.8	16	16.4	115
120				23	21.8	18.8	21.5	21.6	18.7	19.4	20	18.8	17.5	17.4	17.5	15.3	15.6	15.9	120
125				22.1	21.4	18.7	20.4	20.9	18.6	18.5	19.1	18.7	16.8	16.9	17	14.8	15.1	15.4	125
130				21.1	20.9	18.6	19.2	19.8	18.5	17.6	18.2	18.7	16.1	16.3	16.4	14.2	14.5	14.9	130
135				20.2	20.1	18.6	18.1	18.8	18.5	16.8	17.3	18	15.5	15.8	15.9	13.5	14	14.4	135
140				19.3	19.3	18.5	17.1	17.7	18.1	16	16.4	17.1	14.8	15.3	15.4	12.9	13.4	14	140
145				18.4	18.5	18.4	16.3	16.7	17.3	15.2	15.6	16.2	14.1	14.6	14.9	12.3	12.8	13.5	145
150				17.6	17.7	17.9	15.6	15.7	16.4	14.4	14.8	15.4	13.5	14	14.5	11.8	12.2	12.9	150
155				16.8	17	17.3	15	15	15.4	13.6	14	14.6	12.9	13.4	13.9	11.2	11.7	12.3	155
160				16.1	16.2	16.6	14.4	14.4	14.6	12.9	13.3	13.7	12.3	12.8	13.2	10.6	11.1	11.7	160
165				15.5	15.6	15.9	13.9	13.8	14	12.4	12.6	13	11.7	12.2	12.6	10.1	10.5	11.1	165
170				15	15	15.3	13.3	13.2	13.4	11.9	12.1	12.4	11.1	11.5	11.9	9.6	10	10.5	170
175				14.4	14.5	14.7	12.8	12.6	12.9	11.5	11.6	11.8	10.5	10.9	11.3	9.1	9.5	10	175
180				13.8	13.9		12.3	12.1	12.3	11	11.2	11.3	9.9	10.3	10.7	8.6	9	9.4	180
185				13.3	13.4		11.8	11.6	11.8	10.6	10.7	10.8	9.4	9.8	10.1	8.1	8.6	8.9	185
190				12.7	12.9		11.3	11.1	11.2	10.2	10.3	10.4	8.8	9.3	9.5	7.7	8.1	8.5	190
195				10.2			10.9	10.7		9.8	9.9	9.9	8.3	8.8	9	7.4	7.7	8	195
200							10.4	10.2		9.4	9.5	9.5	7.8	8.3	8.4	7	7.2	7.6	200
205							10	9.8		9	9.1		7.4	7.9	7.9	6.7	6.8	7.2	205
210										8.6	8.7		7	7.4	7.4	6.3	6.4	6.8	210
215										8.2	8.3		6.6	7	6.9	5.9	6	6.3	215
220										7.8	7.9		6.3	6.5	6.4	5.6	5.7	5.9	220
225													5.9	6.1		5.2	5.3	5.4	225
230													5.5	5.7		4.8	5	5	230
235													5.2	5.3		4.4	4.6	4.5	235
240													4.8	4.9		4.1	4.2		240
245																3.7	3.8		245
250																3.4	3.4		250
255																3	3.1		255

TAB 131366 / 131407 / 131418

Lifting capacities on the hydraulically variable folding jib

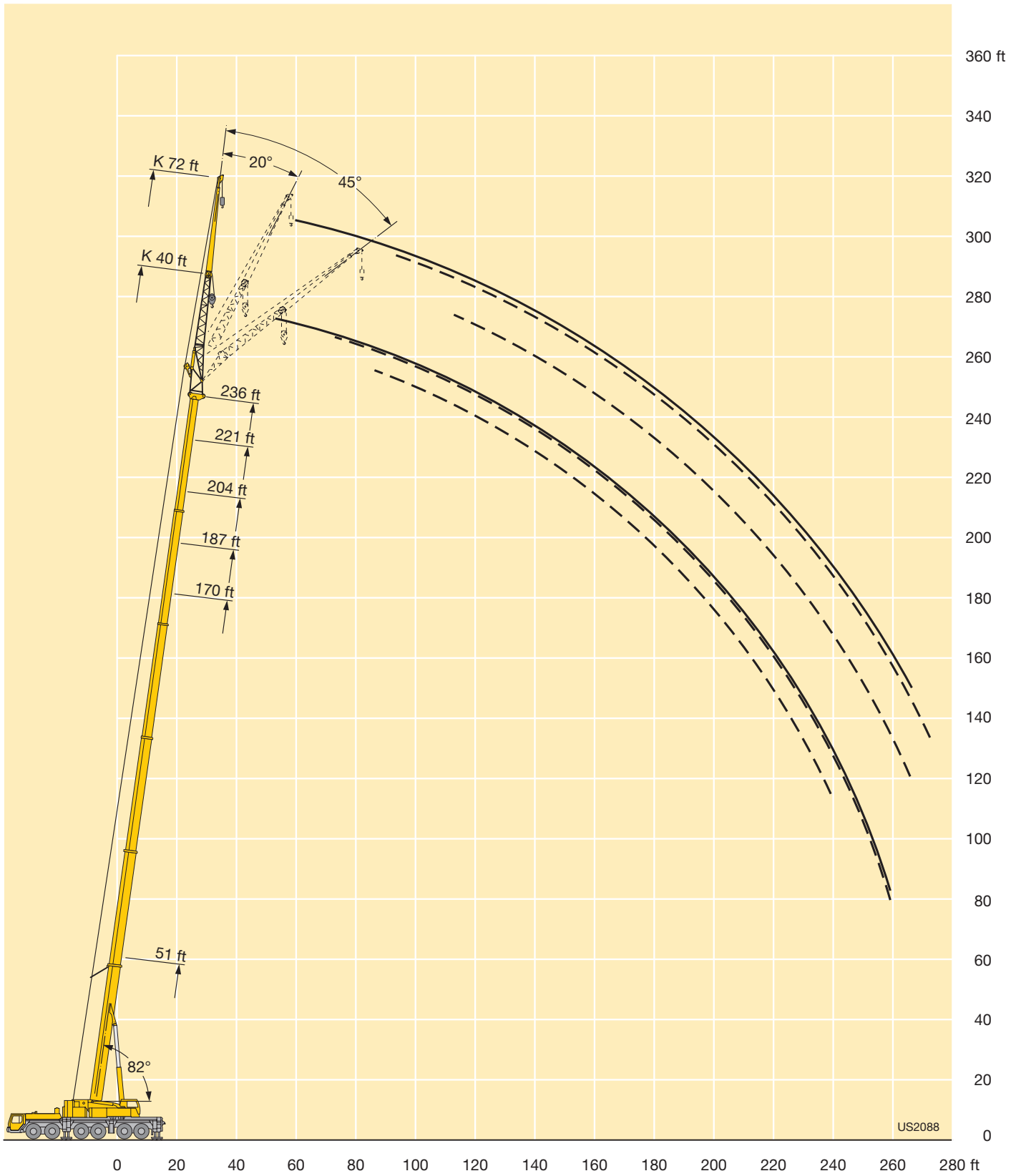
Forces de levage à la fléchette pliante à variation hydraulique



ft	51 ft			72 ft			170 ft			187 ft			204 ft			221 ft			236 ft			ft
	72 ft			72 ft			72 ft			72 ft			72 ft			72 ft						
	0°	20°	45°	0°	20°	45°	0°	20°	45°	0°	20°	45°	0°	20°	45°	0°	20°	45°				
13	17																			13		
14	17																			14		
15	17																			15		
16	17																			16		
17	17																			17		
18	17																			18		
20	17																			20		
22	17																			22		
24	17																			24		
26	16.9																			26		
28	16.8																			28		
30	16.6																			30		
32	16.4																			32		
34	16.2																			34		
36	16	14.6		17																36		
38	15.9	14.6		17			16													38		
40	15.7	14.5		17			16													40		
45	15.1	14		17			16			14.1										45		
50	14.6	13.4		17			16			14.1			12.9							50		
55	14	12.9	10.7	16.9			16			14.1			12.9			11.4				55		
60	13.5	12.4	10.6	16.9			16			14.1			12.9			11.4				60		
65	13	12	10.4	16.7	14.3		15.8			14.1			12.9			11.4				65		
70	12.5	11.6	10	16.4	14.2		15.6	13.8		14.1			12.8			11.4				70		
75	12.2	11.2	9.7	16.2	14		15.4	13.7		14.1	12.6		12.7			11.4				75		
80	11.9	10.9	9.5	16	13.7		15.2	13.4		14	12.6		12.6			11.4				80		
85	11.6	10.7	9.3	15.7	13.4	10.7	15	13.1		13.9	12.6		12.5	11.6		11.4				85		
90	11.2	10.4	9.2	15.4	13.2	10.5	14.8	12.9	10.4	13.7	12.4		12.4	11.6		11.4	10.7			90		
95	10.8	10.1	9.2	15.1	12.9	10.3	14.6	12.7	10.3	13.6	12.2	10.1	12.3	11.5		11.3	10.7			95		
100	10.3	9.9	9.2	14.9	12.6	10.2	14.4	12.5	10.2	13.4	12	10.1	12.3	11.3	9.8	11.2	10.7			100		
105	9.6	9.7		14.6	12.4	10	14.2	12.3	10	13.3	11.8	10	12.2	11.2	9.8	11.1	10.6			105		
110	9	9.4		14.3	12.2	9.9	13.9	12	9.9	13.2	11.6	9.9	12.1	11	9.7	11.1	10.5	9.4		110		
115				14.1	12	9.8	13.7	11.8	9.8	13	11.5	9.8	12	10.9	9.6	11	10.4	9.3		115		
120				13.8	11.8	9.7	13.5	11.7	9.7	12.8	11.3	9.7	11.9	10.8	9.5	10.9	10.3	9.2		120		
125				13.5	11.6	9.6	13.3	11.5	9.6	12.6	11.2	9.6	11.8	10.6	9.4	10.9	10.2	9.1		125		
130				13.2	11.4	9.5	13.1	11.3	9.5	12.5	11	9.5	11.7	10.5	9.3	10.8	10.1	9.1		130		
135				13	11.3	9.4	12.8	11.2	9.5	12.3	10.8	9.4	11.6	10.4	9.3	10.7	10	9		135		
140				12.7	11.1	9.4	12.6	11	9.4	12.2	10.7	9.3	11.4	10.3	9.2	10.6	9.9	8.9		140		
145				12.5	11	9.3	12.4	10.9	9.3	12	10.7	9.3	11.3	10.2	9.1	10.4	9.9	8.9		145		
150				12.3	10.9	9.3	12.2	10.8	9.2	11.8	10.6	9.2	11.2	10.2	9.1	10.1	9.7	8.8		150		
155				12.1	10.8	9.2	12.1	10.7	9.2	11.7	10.5	9.2	11	10.1	9	9.7	9.6	8.8		155		
160				12	10.6	9.2	11.9	10.7	9.1	11.5	10.4	9.1	10.8	10	9	9.3	9.5	8.7		160		
165				11.8	10.4	9.2	11.7	10.6	9.1	11.3	10.4	9.1	10.4	9.9	8.9	8.9	9.4	8.7		165		
170				11.7	10.3	9.2	11.5	10.5	9.1	10.8	10.2	9.1	10	9.8	8.9	8.5	9.3	8.6		170		
175				11.5	10.2	9.2	11.2	10.4	9.1	10.4	10.1	9.1	9.6	9.7	8.9	8.1	9	8.6		175		
180				11.3	10.1	9.2	10.8	10.2	9.1	9.9	9.9	9.1	9.1	9.6	8.9	7.7	8.6	8.6		180		
185				11.1	10	9.2	10.3	10	9.1	9.4	9.7	9.1	8.7	9.4	8.9	7.3	8.2	8.6		185		
190				10.9	9.8	9.2	9.9	9.8	9.1	8.9	9.6	9.1	8.3	9.1	8.9	7	7.8	8.6		190		
195				10.6	9.7	9.2	9.6	9.6	9.1	8.5	9.1	9.1	7.9	8.7	8.9	6.7	7.4	8.2		195		
200				10.4	9.6	9.2	9.2	9.3	9.1	8.1	8.6	9	7.5	8.2	8.7	6.3	7	7.8		200		
205				10.1	9.5	9.2	8.9	9	9.1	7.8	8.2	8.7	7.1	7.8	8.4	6	6.6	7.3		205		
210				9.7	9.5		8.5	8.6	8.9	7.4	7.8	8.2	6.7	7.4	7.9	5.8	6.3	6.9		210		
215				9.4	9.3		8.2	8.3	8.4	7.2	7.5	7.8	6.4	7	7.4	5.4	6	6.5		215		
220				9	9.1		7.9	7.9	8	6.9	7.1	7.5	6	6.6	6.9	5.1	5.7	6.1		220		
225							7.5	7.6		6.6	6.8	7.1	5.7	6.2	6.5	4.8	5.4	5.7		225		
230							7.2	7.3		6.4	6.5	6.7	5.5	5.8	6	4.5	5.1	5.4		230		
235							6.9	6.9		6.1	6.3	6.4	5.1	5.5	5.6	4.2	4.8	5		235		
240							6.6			5.9	6		4.8	5.1	5.2	3.9	4.4	4.6		240		
245										5.7	5.8		4.6	4.8	4.8	3.5	4	4.2		245		
250										5.5	5.6		4.3	4.5		3.2	3.7	3.8		250		
255										5.2	5.3		3.9	4.2		2.9	3.4	3.3		255		
260													3.6	3.8		2.6	3	2.9		260		
265													3.3	3.5		2.4	2.7			265		
270													3	3.1						270		
275													2.7	2.8						275		

TAB 131366 / 131407 / 131418

Lifting heights Hauteurs de levage



Lifting capacities on the hydraulically variable folding jib

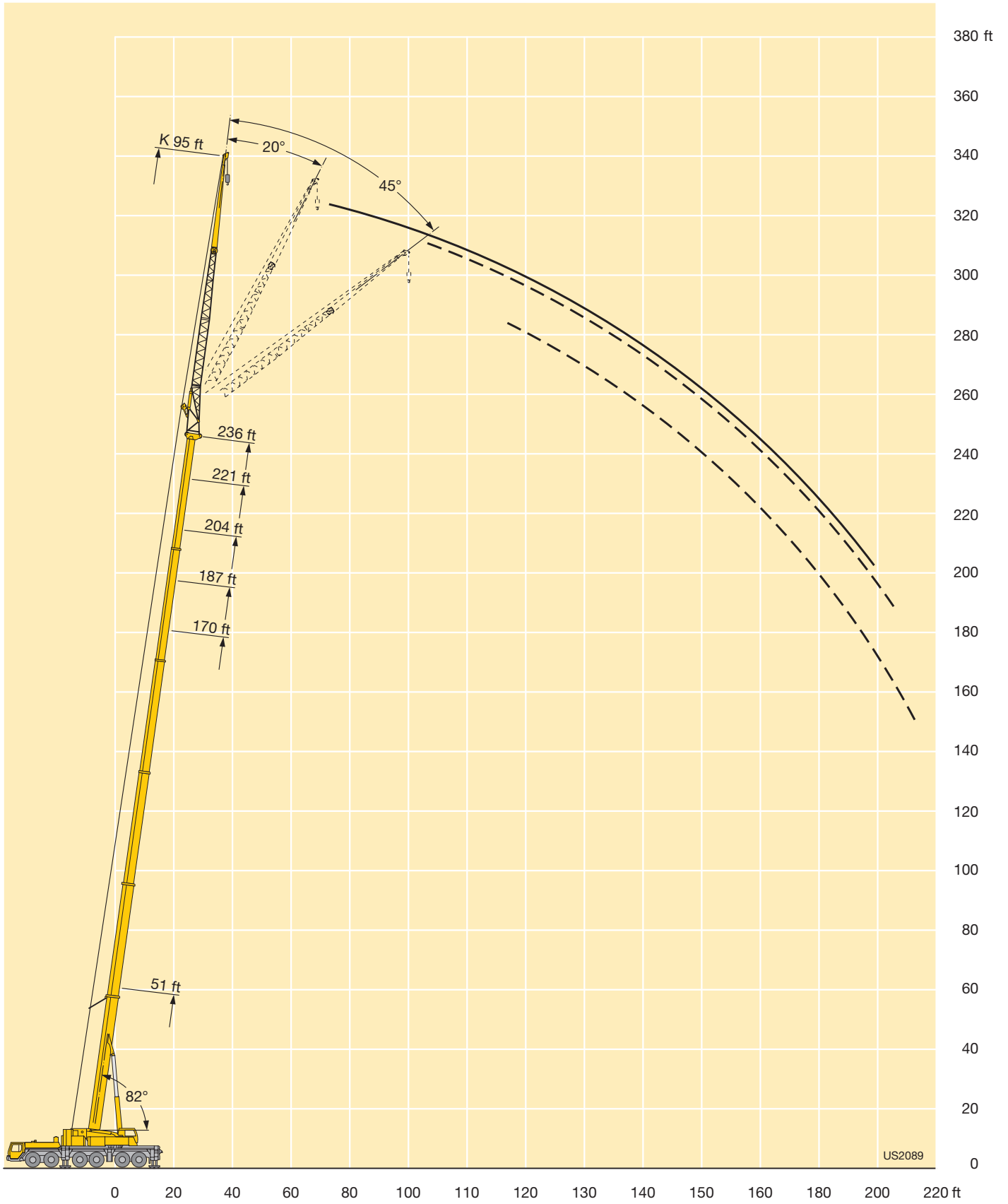
Forces de levage à la fléchette pliante à variation hydraulique



ft	51 ft			170 ft			187 ft			204 ft			221 ft			236 ft			ft
	95 ft			95 ft			95 ft			95 ft			95 ft			95 ft			
	0°	20°	45°	0°	20°	45°	0°	20°	45°	0°	20°	45°	0°	20°	45°	0°	20°	45°	
16	12.9																		16
17	12.9																		17
18	12.9																		18
20	12.9																		20
22	12.9																		22
24	12.9																		24
26	12.9																		26
28	12.8																		28
30	12.8																		30
32	12.8																		32
34	12.7																		34
36	12.6																		36
38	12.4																		38
40	12.1																		40
45	11.5			12.9			11.4												45
50	11	9.9		12.9			11.4		9.9										50
55	10.5	9.7		12.8			11.4		9.9			8.7							55
60	10	9.2		12.8			11.4		9.9			8.7							60
65	9.6	8.7		12.7			11.4		9.9			8.7							65
70	9.2	8.3		12.7			11.4		9.9			8.7			7.5				70
75	8.8	7.9	6.3	12.4	9.7		11.4		9.9			8.7			7.5				75
80	8.5	7.6	6.3	12.1	9.7		11.4		9.9			8.7			7.5				80
85	8.1	7.3	6.1	11.7	9.5		11.3	9	9.9			8.7			7.5				85
90	7.8	7	6	11.4	9.2		11.1	8.9	9.9	8.3		8.7			7.5				90
95	7.6	6.8	5.8	11.1	9		10.8	8.7	9.9	8.2		8.7	7.5		7.5				95
100	7.3	6.6	5.6	10.8	8.7	6.3	10.5	8.5	9.7	8.1		8.7	7.5		7.5	7			100
105	7	6.3	5.6	10.5	8.5	6.3	10.3	8.3	9.6	8		8.7	7.5		7.5	7			105
110	6.8	6.1	5.5	10.3	8.3	6.3	10	8.2	6.1	9.4	7.8		8.6	7.3		7.5	6.9		110
115	6.6	6	5.4	10	8.1	6.2	9.8	8	6.1	9.2	7.6	5.8	8.4	7.2		7.5	6.8		115
120	6.4	5.8	5.4	9.8	7.9	6.1	9.6	7.8	6	9	7.5	5.8	8.3	7	5.8	7.5	6.7		120
125	6.2	5.7		9.5	7.7	6	9.4	7.6	6	8.8	7.3	5.8	8.1	6.9	5.8	7.5	6.5		125
130	6	5.7		9.3	7.6	5.9	9.1	7.5	5.9	8.6	7.2	5.8	8	6.8	5.8	7.4	6.5	5.6	130
135				9.1	7.4	5.8	8.9	7.3	5.9	8.5	7.1	5.8	7.8	6.7	5.7	7.3	6.4	5.6	135
140				8.9	7.2	5.8	8.7	7.2	5.8	8.3	6.9	5.7	7.7	6.6	5.7	7.2	6.3	5.5	140
145				8.7	7.1	5.7	8.5	7	5.7	8.1	6.8	5.7	7.6	6.5	5.6	7.1	6.2	5.5	145
150				8.5	7	5.6	8.4	6.9	5.7	8	6.7	5.6	7.4	6.4	5.6	7	6.1	5.5	150
155				8.3	6.9	5.6	8.2	6.8	5.6	7.8	6.6	5.6	7.3	6.3	5.6	6.9	6	5.4	155
160				8.2	6.8	5.6	8	6.7	5.6	7.6	6.5	5.6	7.2	6.2	5.5	6.8	6	5.4	160
165				8	6.7	5.6	7.8	6.6	5.5	7.5	6.4	5.5	7.1	6.1	5.5	6.7	5.9	5.4	165
170				7.8	6.6	5.5	7.7	6.5	5.5	7.3	6.4	5.5	7	6.1	5.5	6.6	5.8	5.3	170
175				7.7	6.4	5.5	7.5	6.5	5.5	7.2	6.3	5.4	6.9	6	5.4	6.5	5.8	5.3	175
180				7.5	6.3	5.5	7.4	6.4	5.4	7.1	6.2	5.4	6.8	6	5.4	6.4	5.7	5.3	180
185				7.4	6.2	5.4	7.3	6.3	5.4	7	6.2	5.4	6.7	6	5.4	6.3	5.6	5.3	185
190				7.2	6.1	5.4	7.2	6.2	5.4	7	6.1	5.4	6.6	5.9	5.4	6.1	5.6	5.3	190
195				7.1	6	5.4	7.1	6.1	5.4	6.9	6.1	5.4	6.6	5.9	5.4	5.9	5.5	5.3	195
200				6.9	5.9	5.4	6.9	6	5.4	6.8	6	5.4	6.5	5.8	5.4	5.6	5.5	5.3	200
205				6.8	5.8	5.4	6.8	6	5.4	6.7	6	5.4	6.3	5.8	5.4	5.3	5.4	5.3	205
210				6.6	5.8	5.4	6.8	5.9	5.4	6.6	5.9	5.4	6.2	5.8	5.4	5	5.4	5.3	210
215				6.6	5.7	5.4	6.6	5.9	5.4	6.3	5.9	5.4	5.9	5.8	5.4	4.7	5.3	5.3	215
220				6.4	5.7	5.4	6.5	5.8	5.4	6	5.8	5.4	5.6	5.8	5.4	4.4	5.2	5.3	220
225				6.3	5.7	5.4	6.3	5.8	5.4	5.8	5.8	5.4	5.3	5.7	5.4	4.2	5.1	5.3	225
230				6.3	5.6		6.1	5.7	5.4	5.6	5.7	5.4	5.1	5.7	5.4	3.9	4.8	5.3	230
235				6.2	5.6		6	5.7	5.4	5.4	5.6	5.4	4.7	5.4	5.4	3.6	4.4	5.1	235
240				6.1	5.6		5.7	5.6	5.4	5.2	5.4	5.4	4.4	5.1	5.3	3.4	4.1	4.8	240
245				6			5.5	5.5		5	5.2	5.3	4.1	4.8	5.1	3.1	3.8	4.4	245
250							5.3	5.4		4.9	5	5.1	3.8	4.5	4.7	2.8	3.5	4.1	250
255							5.1	5.2		4.6	4.8	4.9	3.4	4.1	4.3	2.5	3.2	3.7	255
260							4.9	5		4.5	4.6		3.1	3.8	3.8		2.9	3.3	260
265										4.3	4.4		2.9	3.4	3.4		2.6	2.8	265
270										4.1	4.2		2.6	3.1	3				270
275										3.9	4		2.3	2.7	2.5				275
280										3.8				2.4					280

TAB 131366 / 131407 / 131418

Lifting heights Hauteurs de levage



Lifting capacities on the hydraulically variable folding jib

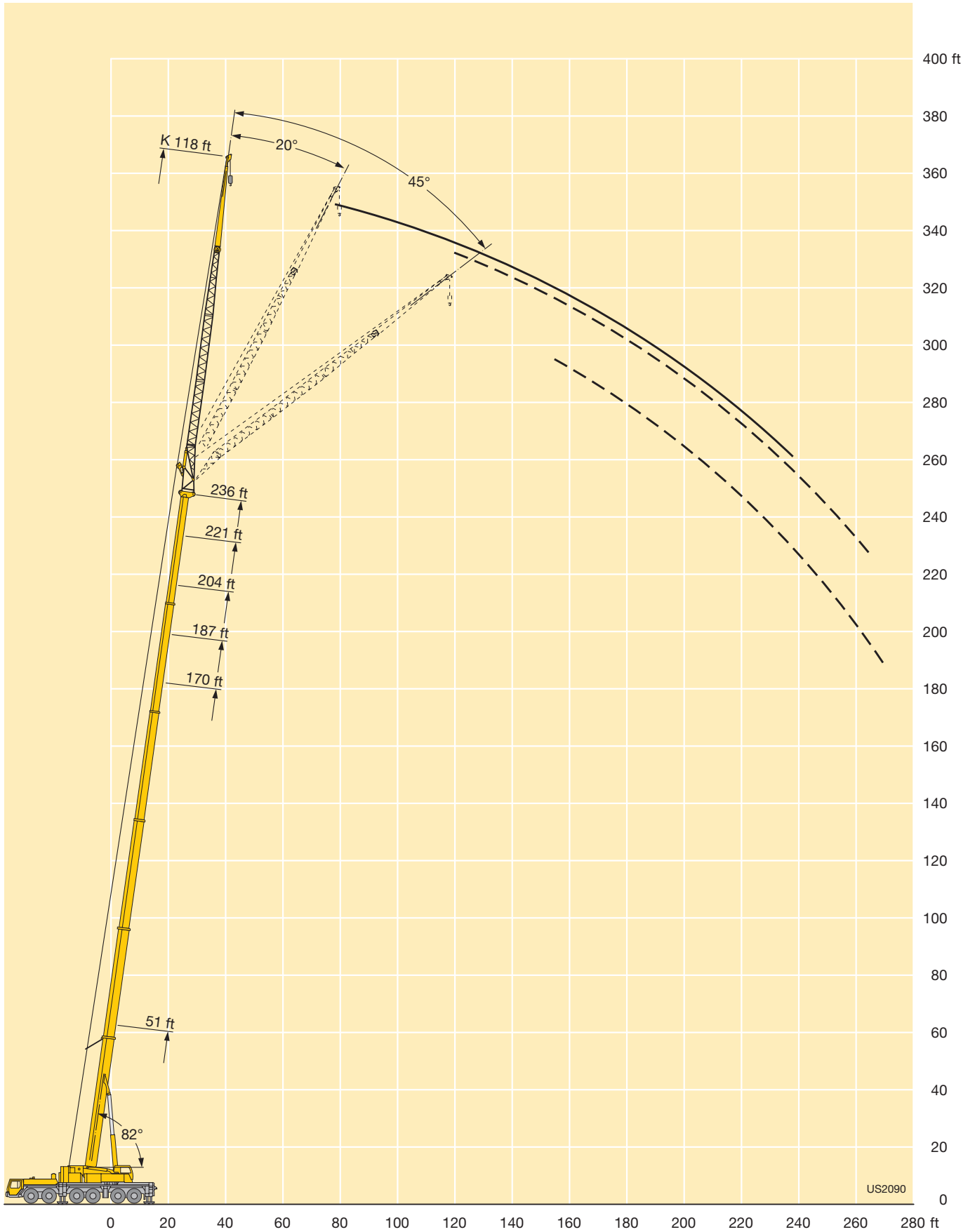
Forces de levage à la fléchette pliante à variation hydraulique



ft	51 ft			170 ft			187 ft			204 ft			221 ft			236 ft			ft
	118 ft			118 ft			118 ft			118 ft			118 ft			118 ft			
	0°	20°	45°	0°	20°	45°	0°	20°	45°	0°	20°	45°	0°	20°	45°	0°	20°	45°	
18	8.7																		18
20	8.7																		20
22	8.7																		22
24	8.7																		24
26	8.7																		26
28	8.7																		28
30	8.7																		30
32	8.7																		32
34	8.7																		34
36	8.7																		36
38	8.7																		38
40	8.7																		40
45	8.4																		45
50	8			8.5															50
55	7.6	6.1		8.5			7.8												55
60	7.2	6.1		8.5			7.8												60
65	6.9	6.1		8.5			7.8												65
70	6.5	5.9		8.5			7.8		6.8			5.8							70
75	6.2	5.7		8.4			7.8		6.8			5.8			4.9				75
80	6	5.4		8.3			7.8		6.8			5.8			4.9				80
85	5.7	5.2		8.1			7.8		6.8			5.8			4.9				85
90	5.4	5		7.9	5.8		7.6		6.8			5.8			4.9				90
95	5.2	4.7	3.9	7.7	5.8		7.5	5.3	6.8			5.8			4.9				95
100	5	4.6	3.9	7.5	5.8		7.2	5.3	6.7	4.9		5.8			4.9				100
105	4.9	4.4	3.9	7.3	5.7		7	5.3	6.6	4.9		5.8			4.9				105
110	4.7	4.3	3.7	7.1	5.6		6.9	5.3	6.4	4.9		5.7	4.6		4.9				110
115	4.6	4.2	3.6	6.9	5.4		6.7	5.3	6.2	4.9		5.6	4.6		4.9	4.1			115
120	4.5	4.1	3.5	6.7	5.3		6.5	5.2	6.1	4.9		5.5	4.6		4.9	4.1			120
125	4.3	3.9	3.4	6.5	5.2		6.3	5.1	5.9	4.9		5.4	4.6		4.9	4.1			125
130	4.2	3.9	3.4	6.4	5.1	3.9	6.1	5	5.8	4.8		5.3	4.5		4.9	4.1			130
135	4.1	3.8	3.4	6.2	4.9	3.9	6	4.9	5.7	4.7	3.6	5.2	4.4		4.9	4.1			135
140	4	3.7	3.4	6	4.8	3.8	5.9	4.8	5.5	4.6	3.6	5.1	4.3	3.4	4.8	4.1			140
145	3.9	3.6	3.4	5.8	4.7	3.8	5.7	4.6	5.4	4.5	3.6	5.1	4.3	3.4	4.7	4.1			145
150	3.8	3.5	3.4	5.7	4.6	3.7	5.6	4.6	5.3	4.4	3.6	5	4.2	3.4	4.6	4	3.2		150
155	3.7	3.4		5.6	4.5	3.6	5.5	4.5	5.2	4.3	3.6	4.9	4.1	3.4	4.5	3.9	3.2		155
160				5.4	4.4	3.6	5.4	4.4	5.1	4.3	3.6	4.8	4.1	3.4	4.4	3.9	3.2		160
165				5.3	4.4	3.5	5.3	4.3	5	4.2	3.5	4.7	4	3.4	4.4	3.8	3.2		165
170				5.1	4.3	3.5	5.1	4.2	4.9	4.1	3.5	4.6	3.9	3.4	4.4	3.7	3.2		170
175				5	4.2	3.5	5	4.2	4.8	4.1	3.5	4.6	3.9	3.4	4.3	3.7	3.2		175
180				5	4.2	3.4	4.9	4.1	4.8	4	3.4	4.5	3.8	3.4	4.2	3.7	3.2		180
185				4.9	4.1	3.4	4.8	4.1	4.7	4	3.4	4.4	3.8	3.4	4.2	3.6	3.2		185
190				4.8	4.1	3.4	4.7	4	4.6	3.9	3.4	4.4	3.7	3.4	4.1	3.6	3.2		190
195				4.7	4	3.4	4.7	4	4.5	3.9	3.3	4.3	3.7	3.3	4.1	3.5	3.2		195
200				4.6	3.9	3.4	4.6	3.9	4.5	3.9	3.3	4.2	3.7	3.3	4	3.5	3.2		200
205				4.5	3.9	3.4	4.5	3.9	4.4	3.8	3.3	4.2	3.6	3.3	4	3.5	3.2		205
210				4.4	3.8	3.4	4.4	3.8	4.3	3.8	3.3	4.1	3.6	3.3	3.9	3.4	3.2		210
215				4.4	3.8	3.4	4.4	3.8	4.3	3.7	3.3	4.1	3.6	3.3	3.8	3.4	3.2		215
220				4.3	3.7	3.4	4.3	3.8	4.2	3.7	3.3	4.1	3.5	3.3	3.6	3.4	3.2		220
225				4.2	3.7	3.4	4.3	3.7	4.2	3.7	3.3	4	3.5	3.3	3.4	3.3	3.2		225
230				4.1	3.6	3.4	4.2	3.7	4.1	3.6	3.3	3.9	3.4	3.3	3.2	3.3	3.2		230
235				4.1	3.6	3.4	4.1	3.6	4.1	3.6	3.3	3.9	3.4	3.3	2.9	3.2	3.2		235
240				4	3.5	3.4	4.1	3.6	4	3.5	3.3	3.8	3.4	3.3	2.7	3.2	3.2		240
245				3.9	3.5	3.4	4	3.6	3.9	3.5	3.3	3.6	3.4	3.3		3.2	3.2		245
250				3.9	3.4		4	3.5	3.9	3.4	3.3	3.3	3.4	3.3		3.1	3.2		250
255				3.8	3.4		3.9	3.5	3.8	3.4	3.3	3	3.3	3.3		2.9	3.2		255
260				3.8	3.4		3.9	3.5	3.7	3.3	3.3	2.7	3.3	3.3	2.6	3.2			260
265				3.7	3.4		3.8	3.4	3.5	3.3	3.3	2.5	3.1	3.2		3			265
270							3.7	3.4	3.4	3.2	3.3		2.9	3.2		2.7			270
275							3.6	3.4	3.2	3.2	3.3		2.6	2.9		2.3			275
280							3.6	3.4	3	3.2	3		2.3	2.5					280
285							3		2.8	3.1									285
290									2.6	2.9									290
295									2.5	2.6									295
300									2.3										300

TAB 131366 / 131407 / 131418

Lifting heights Hauteurs de levage



Lifting capacities on the lattice fly jib

Forces de levage à la fléchette treillis fixe



ft	51 ft + 5 ft*					170 ft + 5 ft*					ft
	46 ft	69 ft	92 ft	115 ft	138 ft	46 ft	69 ft	92 ft	115 ft	138 ft	
9 - 12	43.3										9 - 12
13	43.3	33									13
14	43.3	32.9									14
15	43.3	32.9									15
16	43.1	32.7									16
17	42.8	32.5									17
18	42.5	32.3	24.4								18
20	41.9	31.8	24.3								20
22	41.1	31.2	23.8								22
24	40.1	30.6	23.3								24
26	39	29.9	22.8								26
28	37.8	29.2	22.2	16.7							28
30	36.6	28.6	21.7	16.6							30
32	35	27.9	21.1	16.2	12.3	43.3					32
34	33.6	27.4	20.6	15.9	12.2	43.3					34
36	32.1	26.8	20.1	15.5	11.9	43.3					36
38	30.8	26.2	19.7	15.2	11.6	43.3	32.4				38
40	29.4	25.7	19.2	14.9	11.4	43.3	32.3				40
45	26.3	24.3	18.2	14	10.8	42.6	31.8	23.5			45
50	23.3	22.9	17.2	13.3	10.2	41.9	31	23	16.8	12.6	50
55	20.6	21.4	16.3	12.5	9.7	41	30.2	22.3	16.6	12.4	55
60	18.2	19.8	15.4	11.8	9.1	39.9	29.3	21.5	16.1	12	60
65	16	18.1	14.7	11.2	8.6	38.6	28.4	20.8	15.5	11.6	65
70	14	16.3	14	10.6	8.1	37.2	27.7	20.1	15	11.2	70
75	12.3	14.6	13.4	10	7.7	35.6	27	19.5	14.6	10.9	75
80	10.8	13	12.8	9.5	7.2	33.9	26.2	18.9	14.1	10.5	80
85	9.4	11.5	12.1	9	6.8	32.2	25.5	18.3	13.6	10.2	85
90	8.1	10.4	11.5	8.6	6.4	30.7	24.8	17.7	13.2	9.8	90
95		9.3	10.7	8.3	6.1	29.1	24.2	17.2	12.7	9.5	95
100		8.3	9.8	7.9	5.8	27.7	23.5	16.7	12.3	9.2	100
105		7.3	8.8	7.4	5.6	26.3	22.8	16.2	11.9	8.8	105
110		6.4	8	7	5.4	24.9	22	15.8	11.5	8.5	110
115			7.2	6.6	5.2	23.5	21.2	15.3	11.1	8.2	115
120			6.5	6.3	4.9	22.3	20.4	14.9	10.8	7.9	120
125			5.8	6.1	4.7	21.1	19.6	14.5	10.5	7.7	125
130			5.1	5.8	4.4	19.9	18.7	14.1	10.2	7.4	130
135			4.4	5.3	4.2	18.8	17.8	13.7	9.8	7.1	135
140				4.7	4	17.8	16.8	13.4	9.5	6.9	140
145				4.1	3.9	16.8	15.9	13.1	9.2	6.6	145
150				3.6	3.8	15.8	15.1	12.8	9	6.4	150
155				3	3.5	14.8	14.3	12.4	8.7	6.2	155
160					3.1	14	13.5	12.1	8.5	6	160
165					2.7	13.2	12.7	11.7	8.3	5.8	165
170					2.5	12.5	11.9	11.4	8.1	5.7	170
175					2.4	11.8	11.3	11	7.9	5.6	175
180					2.4	11.2	10.7	10.5	7.6	5.5	180
185						10.5	10.1	9.9	7.3	5.3	185
190						9.9	9.6	9.3	7.1	5.2	190
195						9.3	9.1	8.8	6.8	5	195
200						8.7	8.6	8.4	6.6	4.9	200
205							8.1	7.9	6.4	4.7	205
210							7.6	7.5	6.3	4.6	210
215							7.1	7.1	6.2	4.4	215
220							6.7	6.7	6	4.3	220
225								6.3	5.9	4.1	225
230								6	5.6	4.1	230
235								5.6	5.3	4	235
240								5.2	5	3.9	240
245								4.9	4.6	3.8	245
250									4.3	3.7	250
255									4	3.6	255
260									3.7	3.4	260
265									3.4	3.1	265
270										2.8	270
275										2.5	275

* adapter / pièce d'adaptateur

TAB 131562

Lifting capacities on the lattice fly jib

Forces de levage à la fléchette treillis fixe



ft	187 ft + 5 ft*					204 ft + 5 ft*				221 ft + 5 ft*				236 ft +	ft
	46 ft	69 ft	92 ft	115 ft	138 ft	46 ft	69 ft	92 ft	115 ft	46 ft	69 ft	92 ft	115 ft	5 ft*	
36	35.1														36
38	35.1														38
40	35.1														40
45	34.9	26.2	20.7			28.1	20.9			21.1					45
50	34.8	26.1	20.4	15.3		27.9	20.9	16.7		21.1	16.6				50
55	34.4	25.9	20	15.1	10.9	27.8	20.9	16.7	12.7	21.1	16.6	12.9			55
60	33.6	25.5	19.3	14.7	10.9	27.5	20.8	16.7	12.7	21	16.6	12.9			60
65	32.6	25.1	18.8	14.3	10.6	26.9	20.7	16.5	12.4	20.9	16.5	12.9	9		65
70	31.6	24.8	18.3	13.9	10.3	26.3	20.6	16.2	12.1	20.7	16.5	12.9	9		70
75	30.5	24.5	17.8	13.4	10	25.6	20.3	15.8	11.8	20.3	16.3	12.9	9		75
80	29.3	24.2	17.4	13	9.7	24.8	19.9	15.5	11.5	19.9	16	12.8	9		80
85	27.9	23.8	17	12.6	9.4	24.1	19.5	15.2	11.2	19.5	15.7	12.6	9	6.6	85
90	26.6	23	16.6	12.2	9.1	23.2	19.1	14.9	10.9	19.1	15.4	12.4	9	6.6	90
95	25.4	22.2	16.2	11.9	8.8	22.2	18.6	14.7	10.7	18.5	15	12.1	9	6.6	95
100	24.2	21.3	15.7	11.5	8.5	21.2	17.9	14.4	10.4	17.9	14.7	11.9	9	6.6	100
105	23.1	20.5	15.3	11.2	8.2	20.3	17.3	14	10.2	17.3	14.2	11.6	8.9	6.6	105
110	22	19.6	15	10.9	8	19.4	16.7	13.7	9.9	16.7	13.8	11.3	8.7	6.6	110
115	21	18.8	14.6	10.6	7.7	18.5	16.1	13.5	9.7	16.2	13.4	10.9	8.5	6.6	115
120	19.9	17.9	14.2	10.3	7.5	17.7	15.5	13.2	9.4	15.6	13	10.6	8.4	6.6	120
125	18.9	17.2	13.9	10	7.2	16.9	15	12.9	9.2	15	12.6	10.3	8.1	6.6	125
130	18	16.4	13.6	9.7	7	16.1	14.4	12.4	9	14.5	12.3	10	7.9	6.6	130
135	17	15.7	13.3	9.4	6.8	15.3	13.8	12	8.8	14	11.9	9.7	7.6	6.5	135
140	16.1	15	13	9.2	6.6	14.6	13.2	11.6	8.6	13.4	11.5	9.4	7.4	6.4	140
145	15.2	14.2	12.7	8.9	6.4	13.8	12.7	11.2	8.4	12.8	11.1	9.1	7.2	6.2	145
150	14.3	13.6	12.4	8.7	6.2	13.1	12	10.8	8.2	12.2	10.7	8.9	6.9	6	150
155	13.4	12.9	11.9	8.5	6	12.4	11.5	10.4	8	11.6	10.3	8.6	6.7	5.8	155
160	12.7	12.2	11.3	8.2	5.8	11.7	10.9	9.9	7.8	11	9.9	8.3	6.5	5.5	160
165	12.1	11.5	10.8	8.1	5.7	11	10.3	9.4	7.6	10.5	9.4	8.1	6.3	5.3	165
170	11.5	10.8	10.3	7.9	5.5	10.5	9.8	9	7.5	9.9	9	7.8	6.1	5.1	170
175	10.9	10.2	9.7	7.8	5.4	10	9.3	8.6	7.3	9.4	8.5	7.5	5.9	4.8	175
180	10.3	9.5	9.2	7.6	5.3	9.5	8.7	8.1	7	8.9	8.1	7.2	5.8	4.5	180
185	9.8	9	8.7	7.4	5.2	9.1	8.2	7.7	6.7	8.4	7.7	6.8	5.6	4.3	185
190	9.2	8.6	8.1	7.2	5.1	8.7	7.7	7.3	6.3	7.8	7.3	6.5	5.4	4	190
195	8.7	8.3	7.6	7	5	8.3	7.2	6.9	6	7.3	6.9	6.1	5.1	3.7	195
200	8.2	7.9	7.1	6.7	4.9	8	6.9	6.5	5.6	6.8	6.5	5.8	4.8	3.4	200
205	7.7	7.6	6.7	6.3	4.8	7.6	6.6	6.1	5.3	6.4	6	5.5	4.5	3.1	205
210	7.2	7.1	6.4	5.9	4.6	7.2	6.4	5.7	4.9	6.1	5.6	5.1	4.2		210
215	6.7	6.7	6.1	5.5	4.5	6.8	6.1	5.4	4.6	5.7	5.2	4.8	3.9		215
220		6.3	5.9	5.1	4.4	6.3	5.8	5.1	4.3	5.3	4.9	4.5	3.7		220
225		5.9	5.6	4.8	4.2	5.9	5.6	4.9	4	5	4.5	4.1	3.4		225
230		5.5	5.3	4.6	4	5.6	5.3	4.7	3.8	4.6	4.1	3.8	3.1		230
235		5.1	5	4.4	3.6	5.2	5	4.5	3.5	4.2	3.8	3.4	2.8		235
240		4.7	4.7	4.2	3.4		4.7	4.3	3.3	3.8	3.5	3.1	2.5		240
245			4.4	3.9	3.1		4.3	4	3.1	3.5	3.1	2.8			245
250			4	3.6	2.9		4	3.7	2.9		2.8				250
255			3.7	3.2	2.7		3.7	3.4	2.6		2.5				255
260			3.3	2.9	2.5			3.1	2.4						260
265				2.6				2.8							265
270								2.5							270
275								2.2							275

* adapter / pièce d'adaptateur

TAB 131562

Lifting capacities on the lattice fly jib

Forces de levage à la fléchette treillis fixe



ft	51 ft + 5 ft*					170 ft + 5 ft*					ft
	46 ft	69 ft	92 ft	115 ft	138 ft	46 ft	69 ft	92 ft	115 ft	138 ft	
26	39										26
28	38										28
30	36.8										30
32	35.7										32
34	34.6										34
36	33.5	24.2									36
38	32.5	23.7									38
40	31.6	23.2									40
45	29.5	22									45
50	27.6	21	14.9			37.3					50
55	25.1	20.1	14.6			36.6					55
60	22.2	19.3	13.9			35.4					60
65	19.4	18.6	13.2	9.9		34.1	22.8				65
70	16.9	18	12.6	9.4	7	33	22.3				70
75	14.6	17.3	12.1	8.9	6.8	32	21.7	14.6			75
80	12.6	16.4	11.6	8.5	6.4	31	21.2	14.5			80
85	10.6	15.1	11.2	8.1	6	30.1	20.8	14.2			85
90	8.9	13.4	10.8	7.7	5.7	29.2	20.3	13.8	9.7		90
95		11.8	10.4	7.3	5.4	28.4	19.9	13.4	9.5		95
100		10.3	10.1	7	5.2	27.7	19.6	13.1	9.3	6.4	100
105		8.8	9.7	6.6	4.9	26.9	19.2	12.8	9	6.4	105
110		7.3	9.4	6.4	4.7	25.5	18.8	12.5	8.7	6.2	110
115			9	6.2	4.5	24.2	18.5	12.3	8.5	6	115
120			8.3	6	4.3	23	18.2	12	8.3	5.8	120
125			7.2	5.8	4.1	21.8	17.9	11.8	8.1	5.6	125
130			6.1	5.6	4	20.6	17.6	11.5	7.8	5.5	130
135			5.1	5.5	3.8	19.5	17.3	11.3	7.6	5.3	135
140				5.5	3.7	18.4	17	11.1	7.4	5.1	140
145				5.4	3.6	17.4	16.6	10.9	7.2	5	145
150				4.8	3.4	16.3	16.1	10.7	7	4.9	150
155				4	3.4	15.4	15.4	10.5	6.8	4.7	155
160					3.3	14.6	14.6	10.3	6.7	4.6	160
165					3.3	13.7	13.8	10.2	6.5	4.5	165
170					3.3	13	13	10	6.4	4.4	170
175					2.8	12.2	12.3	9.8	6.3	4.3	175
180						11.4	11.6	9.7	6.2	4.2	180
185						10.7	10.9	9.5	6	4.1	185
190						10	10.3	9.4	6	4	190
195							9.7	9.3	5.8	3.9	195
200							9.1	9.1	5.7	3.8	200
205							8.5	8.7	5.6	3.8	205
210								8.1	5.6	3.7	210
215								7.6	5.5	3.6	215
220								7.2	5.5	3.5	220
225								6.7	5.5	3.5	225
230								6.2	5.5	3.4	230
235								5.7	5.4	3.4	235
240									5.3	3.4	240
245									5.1	3.3	245
250									4.7	3.3	250
255									4.4	3.3	255
260										3.3	260
265										3.3	265
270										3.2	270
275										3	275
280										2.6	280

* adapter / pièce d'adaptateur

TAB 131572

Lifting capacities on the lattice fly jib

Forces de levage à la fléchette treillis fixe



ft	187 ft + 5 ft*					204 ft + 5 ft*				221 ft + 5 ft*				236 ft +	ft
	46 ft	69 ft	92 ft	115 ft	138 ft	46 ft	69 ft	92 ft	115 ft	46 ft	69 ft	92 ft	115 ft	5 ft*	
55	33.1														55
60	32.9														60
65	32					25.8									65
70	31.1	20.9				25.1				20.3					70
75	30.2	20.7				24.4	18.9			20					75
80	29.2	20.3				23.7	18.8			19.4					80
85	28.2	19.9	13.6			23	18.5			18.9	15.3				85
90	27.1	19.5	13.3			22.3	18.1	12.3		18.4	14.9				90
95	26.1	19.2	13	9		21.5	17.7	12.2		17.9	14.5	11.1			95
100	25.1	18.8	12.7	8.9		20.7	17.2	11.9	8.1	17.4	14.1	11			100
105	24	18.5	12.4	8.6		20	16.8	11.7	8.1	16.9	13.7	10.8			105
110	22.9	18.3	12.1	8.4	5.9	19.3	16.3	11.5	7.9	16.4	13.3	10.7	7.2		110
115	21.8	18	11.9	8.2	5.8	18.6	15.9	11.3	7.7	15.9	12.9	10.5	7.1	6.5	115
120	20.7	17.7	11.7	8	5.6	18	15.4	11.1	7.6	15.4	12.6	10.3	7	6.5	120
125	19.6	17.5	11.4	7.8	5.5	17.4	14.8	10.9	7.4	14.9	12.2	10	6.8	6.3	125
130	18.6	17.1	11.2	7.6	5.3	16.8	14.3	10.8	7.2	14.4	11.9	9.7	6.7	6.3	130
135	17.6	16.5	11.1	7.4	5.2	16.1	13.9	10.6	7.1	13.9	11.6	9.4	6.6	6.2	135
140	16.7	15.9	10.9	7.3	5	15.4	13.4	10.4	7	13.4	11.2	9.1	6.5	6.1	140
145	15.8	15.2	10.7	7.1	4.9	14.6	12.9	10.3	6.8	13	10.9	8.9	6.3	6	145
150	14.9	14.5	10.5	6.9	4.8	13.9	12.5	10.2	6.7	12.5	10.6	8.6	6.3	5.9	150
155	14	13.7	10.3	6.8	4.7	13.1	12.1	10	6.6	12.1	10.3	8.4	6.2	5.8	155
160	13.2	13	10.2	6.7	4.6	12.4	11.7	9.9	6.5	11.6	9.9	8.1	6.1	5.7	160
165	12.4	12.3	10.1	6.5	4.4	11.7	11.2	9.7	6.3	11.1	9.6	7.9	6	5.5	165
170	11.8	11.7	9.9	6.4	4.4	11.1	10.7	9.4	6.2	10.5	9.3	7.7	6	5.3	170
175	11.3	11	9.8	6.2	4.2	10.4	10.1	9.1	6.1	9.9	8.9	7.5	5.9	5.2	175
180	10.7	10.4	9.7	6.1	4.1	9.8	9.5	8.8	6	9.3	8.6	7.3	5.7	5.1	180
185	10.1	9.8	9.5	6	4.1	9.4	8.9	8.4	5.9	8.8	8.3	7.1	5.6	4.9	185
190	9.5	9.2	9.1	5.9	4	8.9	8.4	8.2	5.8	8.3	7.9	6.9	5.4	4.8	190
195	8.8	8.6	8.6	5.8	3.9	8.5	7.9	7.7	5.8	7.9	7.5	6.6	5.3	4.7	195
200	8.2	8.1	8.1	5.8	3.8	8.1	7.5	7.3	5.7	7.4	7	6.4	5.1	4.5	200
205		7.7	7.6	5.7	3.8	7.7	7.1	6.8	5.6	7	6.6	6.2	5	4.3	205
210		7.3	7.1	5.6	3.7	7.3	6.7	6.4	5.6	6.5	6.1	6	4.9	4.1	210
215		6.9	6.7	5.5	3.6	6.8	6.4	6	5.5	6.1	5.8	5.7	4.7	3.9	215
220		6.5	6.3	5.4	3.6		6.1	5.7	5.3	5.7	5.5	5.3	4.6	3.6	220
225		6	5.9	5.4	3.5		5.8	5.3	5	5.2	5.1	5	4.4	3.3	225
230			5.6	5.3	3.4		5.5	5	4.7	4.8	4.7	4.6	4.1	3	230
235			5.3	5	3.4		5.2	4.8	4.3	4.4	4.3	4.3	3.8	2.7	235
240			5	4.6	3.3		4.8	4.5	3.9		3.9	3.9	3.5		240
245			4.7	4.3	3.3			4.3	3.6		3.5	3.5	3.2		245
250				4.1	3.3			4.1	3.4		3.1	3.2	2.9		250
255				3.8	3.3			3.8	3.1		2.7	2.8	2.6		255
260				3.5	3			3.5	2.9			2.4	2.2		260
265				3.1	2.8				2.6						265
270				2.8	2.6				2.4						270
275				2.4	2.3				2.2						275

* adapter / pièce d'adaptateur

TAB 131572

Lifting capacities on the lattice fly jib

Forces de levage à la fléchette treillis fixe



ft	51 ft + 5 ft*					170 ft + 5 ft*					ft	
	46 ft	69 ft	92 ft	115 ft	138 ft	46 ft	69 ft	92 ft	115 ft	138 ft		
38	30.4										38	
40	30.2										40	
45	28.6										45	
50	27.1										50	
55	25.6	17.6									55	
60	24.2	17.5									60	
65	22.5	17				29.6					65	
70	19.6	16.6				29.1					70	
75	16.7	16.2	10.7			28.5					75	
80	14.3	15.8	10.3			27.8					80	
85	13.3	15.6	9.9			27.1	17.5				85	
90		15.2	9.6	6.5		26.5	17.3				90	
95		13.9	9.3	6.3		25.9	17	10.6			95	
100		12	9.1	6.1		25.4	16.8	10.5			100	
105			8.9	5.8		24.9	16.6	10.3			105	
110			8.8	5.7	4	24.4	16.5	10.2			110	
115			8.8	5.5	3.9	24	16.3	10	6.3		115	
120			8.7	5.4	3.8	23.4	16.1	9.8	6.3		120	
125			8.6	5.3	3.6	22.4	15.9	9.7	6.1		125	
130			8.5	5.2	3.5	21.2	15.8	9.5	6		130	
135				5.2	3.4	20.1	15.7	9.4	5.9	3.9	135	
140				5.2	3.3	19	15.6	9.3	5.8	3.9	140	
145				5.1	3.2	17.9	15.5	9.1	5.7	3.8	145	
150				5.1	3.1	16.9	15.4	9.1	5.6	3.7	150	
155					3.1		15.2	9	5.6	3.7	155	
160					3.1		14.9	8.9	5.5	3.6	160	
165					3.1		14.5	8.9	5.4	3.5	165	
170					3.1		13.7	8.8	5.4	3.5	170	
175					3.1		12.9	8.8	5.3	3.4	175	
180								8.8	5.3	3.4	180	
185								8.8	5.2	3.3	185	
190								8.8	5.2	3.3	190	
195								8.8	5.2	3.2	195	
200									5.2	3.2	200	
205										5.2	205	
210										5.2	210	
215										5.2	215	
220										5.2	220	
225											3.1	225
230											3.1	230
235											3.1	235
240											3.1	240

* adapter / pièce d'adaptateur

TAB 131582

Lifting capacities on the lattice fly jib

Forces de levage à la fléchette treillis fixe




ft	187 ft + 5 ft*					204 ft + 5 ft*				221 ft + 5 ft*				ft
	46 ft	69 ft	92 ft	115 ft	138 ft	46 ft	69 ft	92 ft	115 ft	46 ft	69 ft	92 ft	115 ft	
70	28													70
75	27.6					23.5								75
80	27					23.3								80
85	26.4					22.7				18.7				85
90	25.9	16.8				22.1				18.2				90
95	25.4	16.7				21.4	16			17.8				95
100	24.7	16.5	10.2			20.6	15.9			17.3	13.6			100
105	23.9	16.3	10.2			19.9	15.8			16.8	13.6			105
110	23.1	16.2	10			19.2	15.7	9.7		16.4	13.2			110
115	22.4	16	9.8			18.6	15.4	9.6		15.9	12.9			115
120	21.4	15.9	9.7	6		18	15.1	9.5		15.5	12.5	9.1		120
125	20.3	15.8	9.5	6		17.4	14.8	9.4		15	12.2	9.1		125
130	19.3	15.7	9.4	5.9		16.8	14.4	9.2	5.8	14.5	11.9	9		130
135	18.2	15.6	9.3	5.9		16.3	13.9	9.2	5.7	14	11.6	8.9		135
140	17.3	15.5	9.2	5.8	3.8	15.7	13.5	9.1	5.6	13.6	11.3	8.8	5.4	140
145	16.3	15.4	9.1	5.7	3.8	15.2	13	9	5.6	13.1	11	8.8	5.4	145
150	15.5	15	9	5.6	3.7	14.4	12.6	8.9	5.5	12.7	10.7	8.7	5.3	150
155	14.6	14.4	8.9	5.5	3.6	13.6	12.2	8.8	5.4	12.3	10.4	8.5	5.3	155
160	13.7	13.8	8.9	5.5	3.6	12.9	11.8	8.7	5.4	11.9	10.2	8.3	5.2	160
165		13	8.8	5.4	3.5	12.2	11.4	8.7	5.3	11.5	9.8	8	5.2	165
170		12.3	8.8	5.3	3.4	11.5	11.1	8.7	5.3	10.9	9.5	7.8	5.1	170
175		11.7	8.7	5.3	3.4	10.8	10.6	8.7	5.2	10.3	9.1	7.6	5.1	175
180		11	8.7	5.3	3.3		10.1	8.6	5.2	9.7	8.8	7.4	5.1	180
185			8.6	5.2	3.3		9.5	8.5	5.1		8.5	7.3	5	185
190			8.6	5.2	3.2		9	8.3	5.1		8.3	7.1	5	190
195			8.6	5.1	3.2		8.4	8.1	5.1		8	6.8	5	195
200			8.5	5.1	3.2			7.8	5.1		7.5	6.6	5	200
205			8.2	5.1	3.1			7.5	5.1		7.1	6.4	5	205
210				5.1	3.1			7.1	5			6.2	5	210
215				5.1	3.1			6.7	5			6	4.9	215
220				5.1	3.1			6.2	5			5.8	4.8	220
225				5.1	3.1				5			5.5	4.7	225
230					3.1				5				4.5	230
235					3.1					4.9			4.4	235
240					3.1					4.6			4.2	240
245					3.1								3.9	245
250					3.1								3.5	250
255					3.1								3.2	255

* adapter / pièce d'adaptateur

TAB 131582

Lifting heights Hauteurs de levage



Lifting capacities on the luffing lattice jib

Forces de levage à la fléchette treillis relevable



ft	51 ft + 10 ft*									85 ft + 10 ft*									ft	
	57 ft	69 ft	92 ft	115 ft	138 ft	161 ft	184 ft	207 ft	230 ft	57 ft	69 ft	92 ft	115 ft	138 ft	161 ft	184 ft	207 ft	230 ft		
22	112																		22	
24	112																		24	
26	112	112																	26	
28	112	112																	28	
30	112	112								95.5									30	
32	112	112								95.5	85.5								32	
34	112	111								95.5	85.5								34	
36	111	109	86.5							95.5	85.5								36	
38	111	108	85.5							95.5	85.5								38	
40	110	107	84.5							95.5	85.5	67							40	
45	106	104	82.5	65.5						95.5	85.5	66.5							45	
50	95.5	102	80.5	64.5	50.8					95.5	85.5	66	51.1						50	
55	80.5	96.5	79	63.5	50.6	39.8				93	85.5	65.5	50.9	40.3					55	
60		86	78	62	50	39.7					85	65.5	50.6	40.3					60	
65		72.5	77	61	49.3	39.3	31.1				84.5	65.5	50.3	40	31.8				65	
70			73.5	60.5	48.5	38.9	30.8	24.6			77.5	65	50.1	39.8	31.6	24.9			70	
75			67.5	59.6	47.8	38.5	30.4	24.4	18.2			65	50	39.5	31.3	24.8	20		75	
80			59	59	47.2	38.1	30.1	24.1	18			64.5	50	39.3	31.1	24.6	19.9		80	
85			50.5	58.3	46.6	37.6	29.8	23.9	17.3			62.5	49.9	39.1	30.9	24.4	19.7	15.5	85	
90			41.3	55.2	46.2	37.2	29.5	23.6	16.6			56.6	49.9	39.1	30.7	24.3	19.6	15.1	90	
95				50.7	45.3	36.8	29.3	23.4	16			46.3	49.8	39	30.5	24.1	19.4	14.6	95	
100				45.5	44.1	36.5	29	23.1	15.4				49.5	39	30.5	23.9	19.2	14.1	100	
105				40.3	42.7	36.1	28.8	22.8	14.8				48.7	39	30.4	23.8	19.1	13.6	105	
110				34.5	41.2	35.8	28.6	22.5	14.2				45	38.7	30.3	23.7	18.9	13.2	110	
115					39	35.5	28.3	22	13.7				40.3	38.2	30.3	23.6	18.8	12.8	115	
120					36	35.2	27.8	21.6	13.2					37.5	30.2	23.4	18.7	12.3	120	
125					32.4	34.7	27.3	21.2	12.6					36.5	30.2	23.2	18.6	11.9	125	
130					28.6	33.7	26.7	20.7	12.1					34.7	30.1	22.8	18.5	11.5	130	
135					23.6	31.5	26.2	20.2	11.6					31.8	30.1	22.5	18.4	11.1	135	
140						28.9	25.7	19.7	11.1					27.2	30.1	22.1	18.1	10.7	140	
145						26.2	25.3	19.3	10.6						29.9	21.7	17.8	10.2	145	
150						23.5	25	18.8	10.2						28.5	21.4	17.5	9.8	150	
155						20.6	24.3	18.4	9.7						26.1	21.2	17.2	9.4	155	
160							23.1	18	9.3						23.4	21	16.9	9.1	160	
165							21.3	17.6	8.9							20.8	16.6	8.7	165	
170							19.3	17.2	8.5							20.6	16.3	8.3	170	
175							17.3	16.9	8.1							20.5	16.1	8	175	
180							14.5	16.6	7.7						19.8	15.8	7.7	180		
185								16.2	7.4							15.6	7.3	185		
190								15.9	7.1							15.4	7	190		
195								14.6	6.8							15.1	6.7	195		
200								12.8	6.5							14.9	6.5	200		
205									6.2							14.3	6.2	205		
210									5.9								6	210		
215									5.7									5.7	215	
220									5.4									5.5	220	
225									5.3									5.3	225	

* adapter / pièce d'adaptateur

Lifting capacities on the luffing lattice jib

Forces de levage à la fléchette treillis relevable



ft	119 ft + 10 ft*								153 ft + 10 ft*						ft	
	57 ft	69 ft	92 ft	115 ft	138 ft	161 ft	184 ft	207 ft	57 ft	69 ft	92 ft	115 ft	138 ft	161 ft		184 ft
36	65															36
38	65	57.6														38
40	65	57.5														40
45	65	57.3	44.7						40.3	35.6						45
50	65	57.2	44.6						40.2	35.5	27.8					50
55	65	57.1	44.4	35.6					40.1	35.4	27.7					55
60	65	57.1	44.3	35.6					40.1	35.3	27.6					60
65	65	57.1	44.2	35.4	28.5				40.1	35.2	27.5	21.5				65
70		57.1	44.1	35.3	28.4	22.6			40.1	35.2	27.4	21.4	17.2			70
75		57.1	44.1	35.1	28.2	22.5	18			35.2	27.3	21.3	17.1	13.2		75
80			44.1	35	28.1	22.4	18			35.2	27.3	21.2	17	13.2		80
85			44.1	35	28	22.3	17.9	14.1		35.2	27.3	21.2	16.9	13.1	9.5	85
90			44.1	35	27.9	22.3	17.8	14			27.3	21.1	16.9	13.1	9.5	90
95			44.1	35	27.9	22.2	17.7	14			27.3	21.1	16.8	13	9.5	95
100				35	27.9	22.1	17.6	13.9			27.3	21.1	16.8	12.9	9.5	100
105				35	27.9	22.1	17.5	13.8				21.1	16.8	12.9	9.5	105
110				35	27.9	22.1	17.5	13.8				21.1	16.8	12.8	9.5	110
115				35	27.9	22.1	17.4	13.7				21.1	16.8	12.8	9.5	115
120				35	27.9	22.1	17.4	13.7				21.1	16.8	12.8	9.5	120
125					27.9	22.1	17.4	13.6				21.1	16.8	12.8	9.5	125
130					27.9	22.1	17.4	13.6				21.1	16.8	12.8	9.5	130
135					27.9	22.1	17.4	13.6					16.8	12.8	9.5	135
140					27.9	22.1	17.4	13.6					16.8	12.8	9.5	140
145						22.1	17.4	13.6					16.8	12.8	9.5	145
150						22.1	17.4	13.6					16.8	12.8	9.5	150
155						22.1	17.4	13.6						12.8	9.5	155
160						22.1	17.4	13.6						12.8	9.5	160
165						22.1	17.4	13.6						12.8	9.5	165
170						22.1	17.4	13.6						12.8	9.5	170
175							17.4	13.6							9.5	175
180							17.4	13.6							9.5	180
185							17.4	13.6							9.5	185
190							17.4	13.6							9.5	190
195								13.6							9.5	195
200								13.5								200
205								13.4								205
210								13.3								210
215								13								215

* adapter / pièce d'adaptateur

TAB 131218

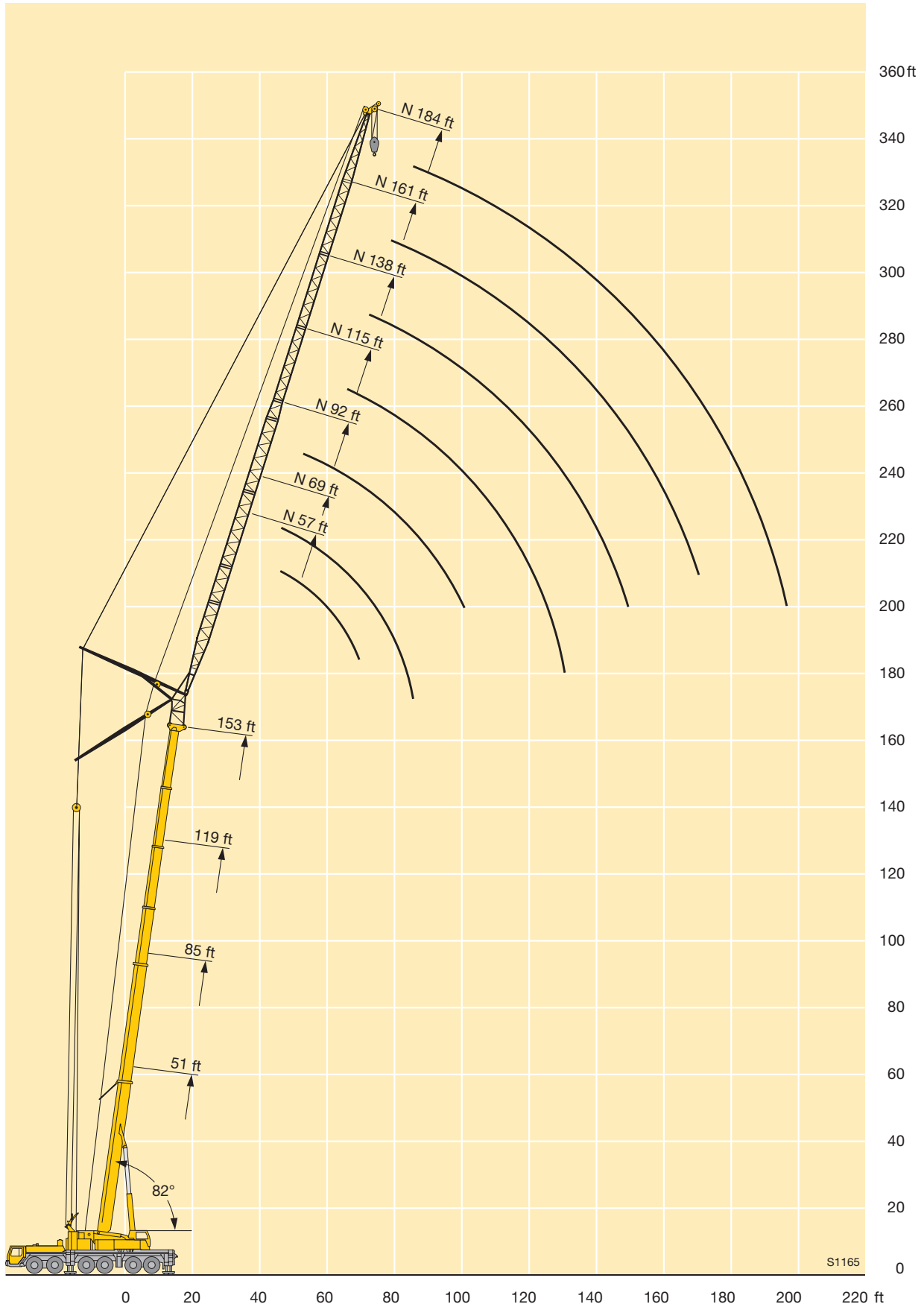


ft	187 ft + 10 ft*					204 ft + 10 ft*				221 ft + 10 ft*			ft
	57 ft	69 ft	92 ft	115 ft	138 ft	57 ft	69 ft	92 ft	115 ft	57 ft	69 ft	92 ft	
50	24.1	21.3				18.1							50
55	24	21.2				18	15.6			13.1			55
60	23.9	21.1				17.9	15.6			13			60
65	23.9	21	16.2			17.8	15.5	11.6		13	11.1		65
70	23.9	20.9	16.1	12.3		17.8	15.4	11.5	7.5	12.9	11	6.8	70
75	23.9	20.9	16.1	12.2	8.5	17.8	15.4	11.5	7.5	12.9	11	6.8	75
80		20.9	16	12.2	8.5		15.4	11.4	7.5		10.9	6.8	80
85		20.9	16	12.1	8.5		15.4	11.3	7.5		10.9	6.8	85
90			16	12	8.5		15.4	11.3	7.5		10.9	6.8	90
95			16	12	8.5			11.3	7.5			6.8	95
100			15.9	12	8.5			11.2	7.5			6.8	100
105			15.9	12	8.5			11.2	7.5			6.8	105
110			15.9	12	8.5			11.2	7.5			6.8	110
115				12	8.5				7.5				115
120				12	8.5				7.5				120
125				12	8.5				7.5				125
130				12	8.5				7.5				130
135					8.5				7.5				135
140					8.5								140
145					8.5								145
150					8.5								150
155					8.5								155

* adapter / pièce d'adaptateur

TAB 131218

Lifting heights Hauteurs de levage



Lifting capacities on the luffing lattice jib

Forces de levage à la fléchette treillis relevable



ft	51 ft + 10 ft*									85 ft + 10 ft*									ft			
	57 ft	69 ft	92 ft	115 ft	138 ft	161 ft	184 ft	207 ft	230 ft	57 ft	69 ft	92 ft	115 ft	138 ft	161 ft	184 ft	207 ft	230 ft				
38	112																		38			
40	112																		40			
45	109	102																	45			
50	106	98.5								92.5									50			
55	99	95	78							92	83								55			
60	89.5	91.5	76							90.5	82.5								60			
65	79	88.5	74	60						86.5	81.5	63.5							65			
70		81.5	73	59.1	48					83	79.5	63	49.3						70			
75			72	57.9	47.5						76.5	62.5	49.2						75			
80			70.5	56.8	46.6						73.5	62	49						80			
85			66.5	56.1	45.7	37.4					71.5	62	48.7	38.6					85			
90			58.7	55.6	44.9	36.8	29.3					61.5	48.4	38.4	30.3				90			
95			49.7	55.1	44.3	36.2	29.1					60.5	48.1	38.2	30.1				95			
100				53.9	43.8	35.7	28.8	22.8				58.6	48	38	30	23.5			100			
105				50.9	43.4	35.1	28.5	22.8					48	37.9	29.8	23.5			105			
110				45.9	42.8	34.8	28.1	22.6	14.9				47.9	37.8	29.7	23.4	18.7		110			
115				40.5	41.7	34.5	27.7	22.3	14.5				47.9	37.8	29.6	23.2	18.7		115			
120					40.4	34.3	27.4	21.9	13.9				47	37.8	29.5	23.1	18.6	12.9	120			
125					38.9	34.2	27.1	21.5	13.3				44.3	37.7	29.4	22.9	18.5	12.8	125			
130					36.7	34	27	21	12.8				38.8	37.2	29.4	22.8	18.4	12.4	130			
135					33.4	33.9	26.8	20.6	12.3					36.5	29.4	22.7	18.3	12	135			
140					29.5	33.5	26.4	20.2	11.8					35.6	29.4	22.5	18.2	11.5	140			
145						32.4	26	19.8	11.3					34.6	29.4	22.3	18.1	11.1	145			
150						30.1	25.6	19.3	10.8					32.1	29.4	22	17.9	10.7	150			
155						27.4	25.2	18.9	10.4						29.4	21.7	17.7	10.4	155			
160						24.6	24.8	18.5	9.9						29.4	21.5	17.5	10	160			
165							24.4	18.1	9.5						29	21.2	17.2	9.6	165			
170							23.9	17.7	9.1						26.7	20.9	16.9	9.2	170			
175							22.3	17.3	8.7						23.6	20.7	16.6	8.8	175			
180							20.4	16.9	8.3							20.5	16.4	8.5	180			
185							18.2	16.6	7.9							20.5	16.1	8.1	185			
190							15.6	16.3	7.5							20.4	15.8	7.7	190			
195								16	7.1							20	15.6	7.4	195			
200									15.8	6.8							15.3	7.1	200			
205									15.2	6.4								15.2	6.8	205		
210										6.2									15	6.4	210	
215										5.9										14.8	6.2	215
220										5.7										14.1	5.9	220
225										5.5											5.7	225
230										5.3											5.5	230
235										5.2											5.3	235
240																					5.1	240

* adapter / pièce d'adaptateur

Lifting capacities on the luffing lattice jib

Forces de levage à la fléchette treillis relevable



ft	119 ft + 10 ft*								153 ft + 10 ft*							ft
	57 ft	69 ft	92 ft	115 ft	138 ft	161 ft	184 ft	207 ft	57 ft	69 ft	92 ft	115 ft	138 ft	161 ft	184 ft	
60	63															60
65	63	55.9														65
70	60.5	55.9							39.3							70
75	58.3	55.2	43.4						39.1	34.4						75
80		53.8	43.4						38.8	34.4						80
85		51.7	43.3	34.5					38.1	34.4						85
90		49.8	43.2	34.4					37.2	34.2	26.8					90
95			43.1	34.3	27.4					33.7	26.7	20.6				95
100			42.7	34.3	27.4	21.8				33	26.7	20.6				100
105			41.5	34.2	27.3	21.8					26.7	20.6				105
110			40.4	34.2	27.3	21.7					26.6	20.5	16.3			110
115			39.6	34.2	27.2	21.7	17.2				26.4	20.5	16.3	11.9		115
120				34.1	27.2	21.6	17.2	13.1			26.1	20.5	16.3	11.9		120
125				33.8	27.2	21.5	17.2	13.1				20.5	16.3	11.9		125
130				33	27.2	21.5	17.1	13.1				20.5	16.2	11.9	8	130
135				32.5	27.2	21.4	17.1	13.1				20.5	16.2	11.9	8	135
140					27.2	21.4	17.1	13.1				20.5	16.2	11.9	8	140
145					27.2	21.4	17	13.1					16.2	11.9	8	145
150					27.2	21.4	17	13.1					16.2	11.9	8	150
155					27	21.4	17	13.1					16.2	11.9	8	155
160					26.7	21.4	17	13.1					16.2	11.9	8	160
165						21.4	17	13.1					16.2	11.9	8	165
170						21.4	17	13.1					16.2	11.9	8	170
175						21.4	17	13.1						11.9	8	175
180						21.4	17	13.1						11.9	8	180
185							17	13.1						11.9	8	185
190							17	13.1						11.9	8	190
195							17	13.1							8	195
200							17	13.1							8	200
205							17	13.1							8	205
210								13.1							8	210
215								13.1							8	215
220								13.1								220
225								13.1								225

* adapter / pièce d'adaptateur

TAB 131221

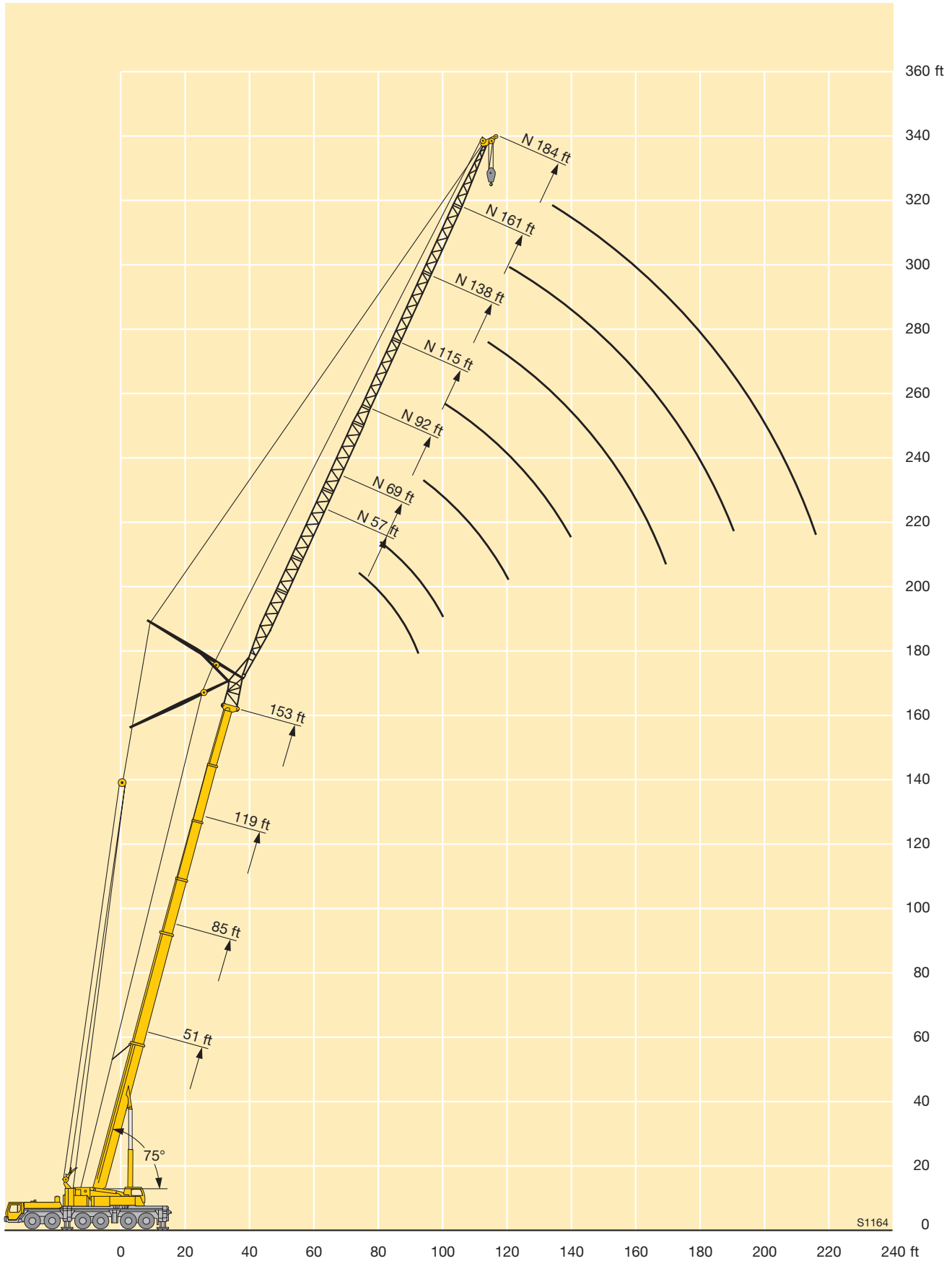


ft	187 ft + 10 ft*					204 ft + 10 ft*				221 ft + 10 ft*			ft
	57 ft	69 ft	92 ft	115 ft	138 ft	57 ft	69 ft	92 ft	115 ft	57 ft	69 ft	92 ft	
90	22.8	20.4											90
95	22.5	20.3											95
100		20.1	15.5			17.1	14.8						100
105		19.8	15.5			16.9	14.8			11.6			105
110		19.4	15.5	10.9			14.6	9.9		11.6	9.5		110
115			15.4	10.9			14.4	9.9			9.5	5.3	115
120			15.4	10.9	7			9.9	6.1			5.3	120
125			15.2	10.9	7			9.9	6.1			5.3	125
130			15	10.9	7			9.9	6.1			5.3	130
135				10.9	7			9.9	6.1			5.3	135
140				10.9	7				6.1			5.3	140
145				10.9	7				6.1				145
150				10.9	7				6.1				150
155				10.9	7				6.1				155
160					7								160
175					7								175

* adapter / pièce d'adaptateur

TAB 131221

Lifting heights Hauteurs de levage



Lifting capacities on the luffing lattice jib

Forces de levage à la fléchette treillis relevable



ft	51 ft + 10 ft*									85 ft + 10 ft*									ft
	57 ft	69 ft	92 ft	115 ft	138 ft	161 ft	184 ft	207 ft	230 ft	57 ft	69 ft	92 ft	115 ft	138 ft	161 ft	184 ft	207 ft	230 ft	
55	93.5																		55
60	92.5	89																	60
65	89	84								81									65
70	82.5	81								77									70
75		78.5	69.5							73	72								75
80		74	67.5							69.5	68								80
85		62	66	54.9						66.5	64.5	60							85
90			65	53.9							62	58.6							90
95			62.5	52.9	43.2							56.6	46.8						95
100			57.6	52.2	43							54.5	46.6						100
105				51.8	42.2	35						52.6	46.1						105
110				51.5	41.5	34.4						50.8	45.7	37					110
115				49.5	41	33.8	27.4					49.4	45.2	36.8					115
120				45.9	40.7	33.3	27.3						44.4	36.5	28.9				120
125					40.4	32.8	26.9						43.3	36.2	28.9				125
130					39.3	32.6	26.5	21.4					42	36.1	28.8				130
135					38	32.5	26.2	21.1					41	36	28.7	22.4			135
140					36.3	32.5	25.9	20.7	12					36	28.6	22.4	17.8		140
145					33.8	32.5	25.7	20.4	11.9					35.9	28.5	22.4	17.8		145
150					30.3	32.5	25.7	20	11.4					35.2	28.5	22.4	17.8		150
155						31.9	25.5	19.5	11					34.6	28.5	22.2	17.8	11	155
160						30.4	25.2	19.1	10.5					33.5	28.5	22	17.8	10.8	160
165						28.1	24.9	18.7	10.1						28.5	21.8	17.7	10.4	165
170						25.4	24.6	18.3	9.7						28.5	21.5	17.5	10	170
175							24.3	17.9	9.3						28.5	21.2	17.3	9.6	175
180							23.8	17.5	8.8						28	21	17	9.3	180
185							22.9	17.1	8.5							20.8	16.7	8.9	185
190							21.2	16.8	8.1							20.5	16.4	8.6	190
195							18.8	16.4	7.7							20.4	16.1	8.2	195
200								16.1	7.3							20.3	15.9	7.9	200
205								15.8	7							20.3	15.6	7.5	205
210								15.6	6.6								15.3	7.2	210
215								15.4	6.3								15.1	6.9	215
220									6								14.9	6.6	220
225									5.7								14.8	6.2	225
230									5.5									6	230
235									5.4									5.7	235
240									5.2									5.5	240
245																		5.3	245
250																		5.2	250
255																		5.1	255

* adapter / pièce d'adaptateur

Lifting capacities on the luffing lattice jib

Forces de levage à la flèche treillis relevable



ft	119 ft + 10 ft*								153 ft + 10 ft*						ft	
	57 ft	69 ft	92 ft	115 ft	138 ft	161 ft	184 ft	207 ft	57 ft	69 ft	92 ft	115 ft	138 ft	161 ft		184 ft
85	48.4															85
90	46.2	44.6														90
95	44.2	43.3							31.9							95
100		41.4	37.7						31.4	29.1						100
105			37.7						30.1	29.1						105
110			36.3						28.9	28						110
115			35	32						26.9	23.7					115
120			33.8	31.6	26.7						23.5					120
125			32.6	30.5	26.7						22.8					125
130			31.6	29.6	26.6						22.2	19.2				130
135				28.6	26.2	21					21.5	18.9				135
140				27.8	25.6	21					20.8	18.4	15.3			140
145				26.9	24.9	21						18	15.3			145
150				26.1	24.2	21	16.7					17.6	15.2			150
155					23.6	21	16.7					17.2	15	10.9		155
160					23	20.9	16.7	12.6				16.8	14.8	10.9		160
165					22.4	20.7	16.7	12.6					14.5	10.9		165
170					21.7	20.1	16.7	12.6					14.3	10.9	7.5	170
175					21.3	19.6	16.7	12.6					13.9	10.9	7.5	175
180						19.2	16.7	12.6					13.6	10.9	7.5	180
185						18.7	16.7	12.6					13.2	10.9	7.5	185
190						18.2	16.5	12.6					12.9	10.9	7.5	190
195						17.9	16.1	12.6						10.9	7.5	195
200							15.8	12.6						10.7	7.5	200
205							15.4	12.6						10.4	7.5	205
210							15.1	12.6							7.5	210
215							14.8	12.6							7.5	215
220							14.6	12.6							7.5	220
225								12.5							7.5	225
230								12.2							7.5	230
235								12							7.5	235
240								11.8								240

* adapter / pièce d'adaptateur

TAB 131223

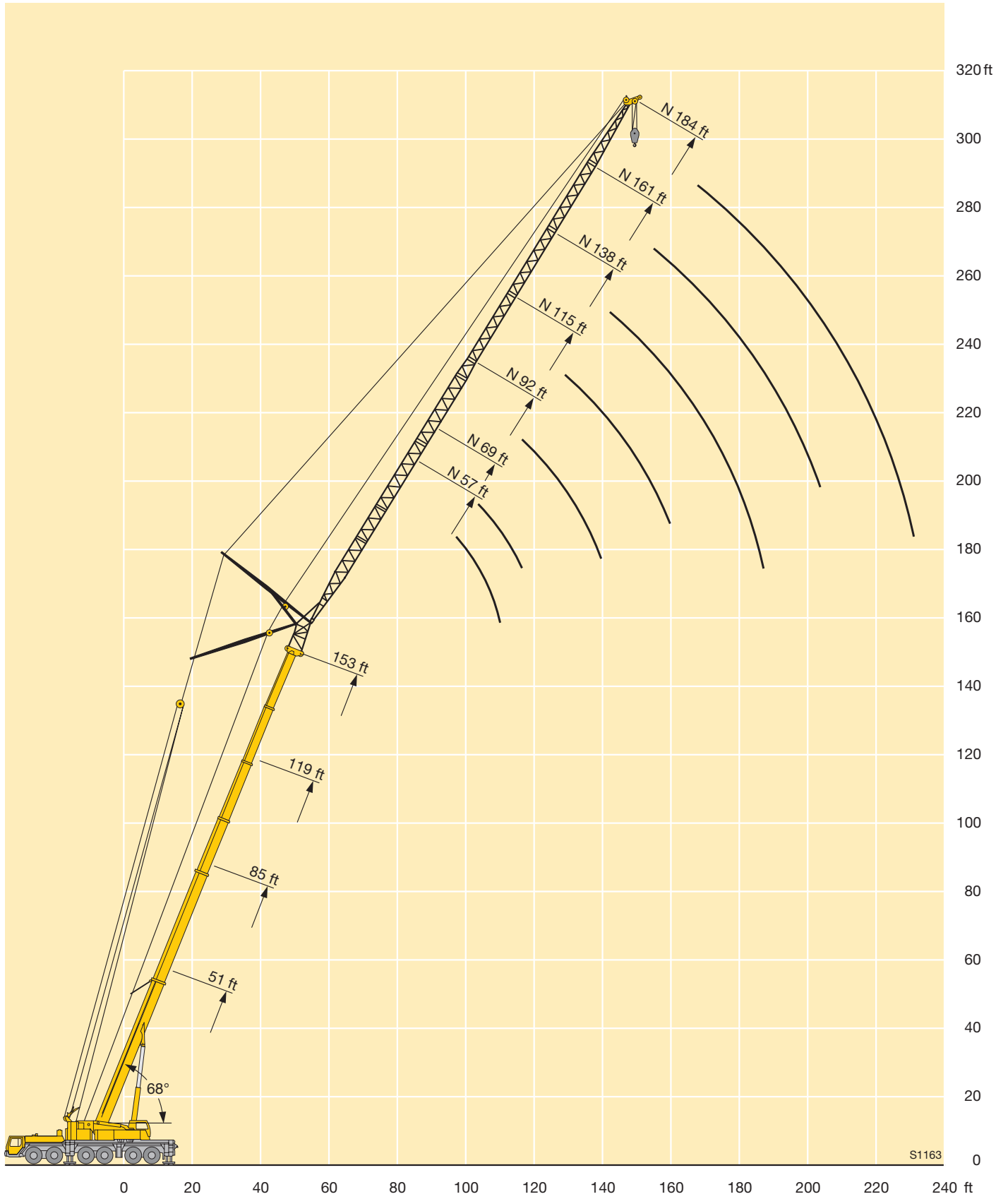


ft	187 ft + 10 ft*				204 ft + 10 ft*		221 ft + 10 ft*		ft
	57 ft	69 ft	92 ft	115 ft	138 ft	92 ft	115 ft	92 ft	
115	17								115
120	16.7	15.1							120
125		15.1							125
130		14.6							130
135			11.9						135
140			11.7						140
145			11.3						145
150			11	9			7.5		150
155			10.6	8.7			7.2	4.4	155
160				8.5	6.3		7	4.4	160
165				8.2	6.3			5.1	165
170				7.9	6.3			5.1	170
175				7.7	6.1			4.9	175
180					6			4.8	180
185					5.8				185
190					5.7				190
195					5.5				195
200					5.4				200

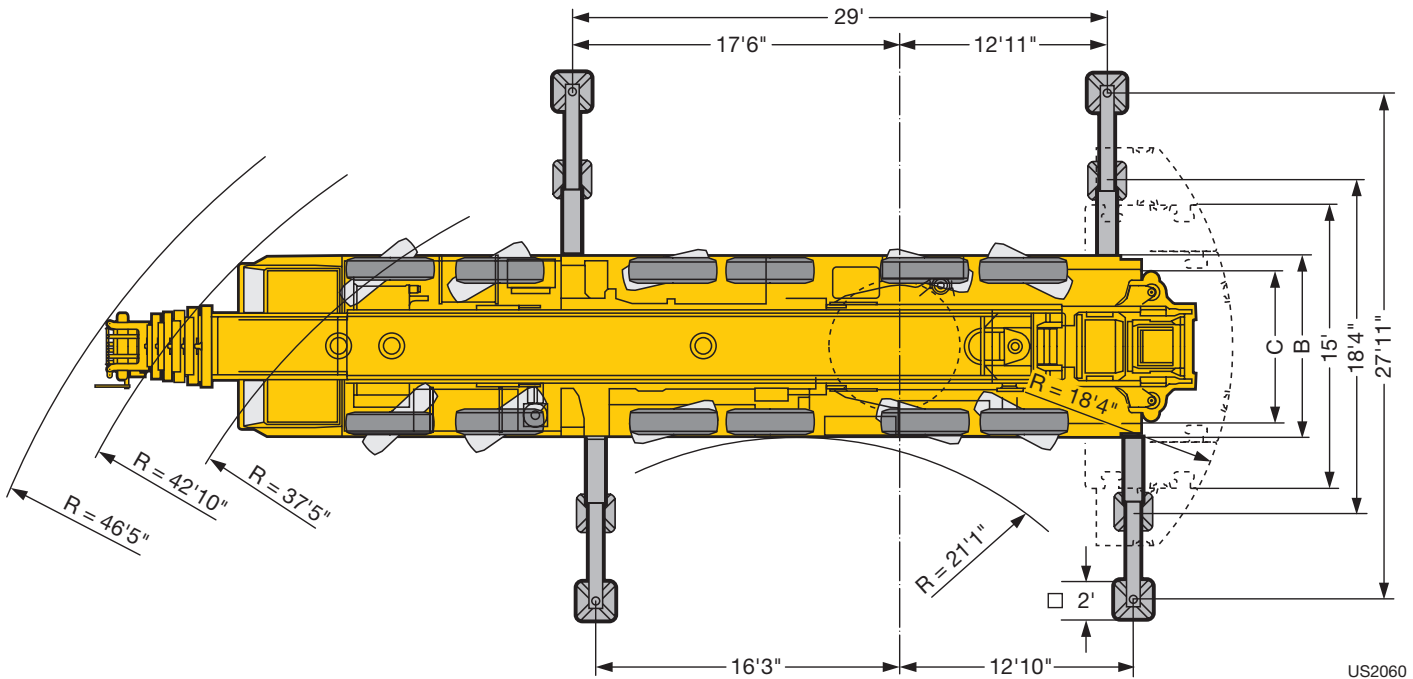
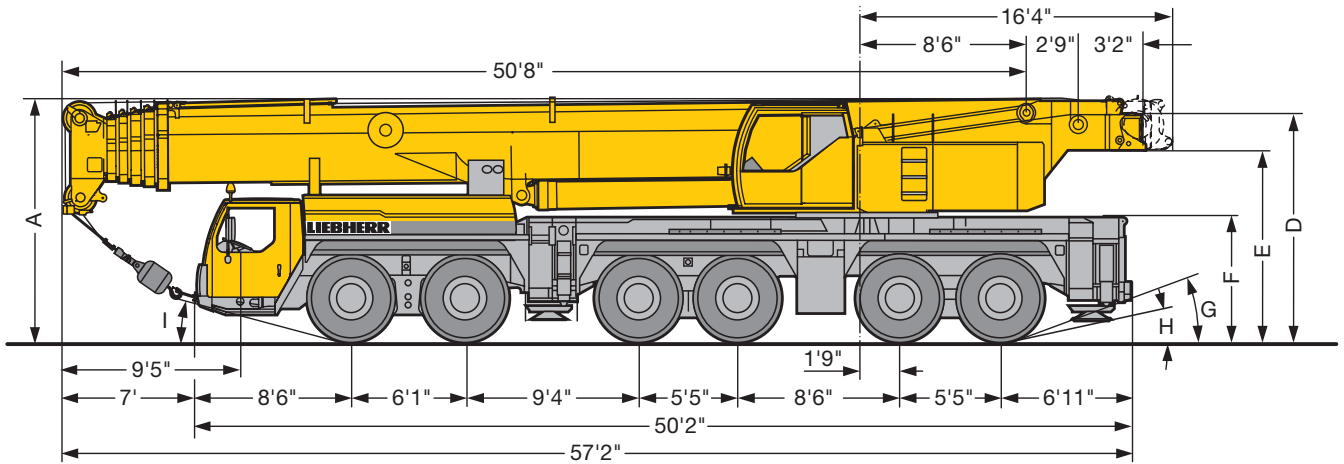
* adapter / pièce d'adaptateur

TAB 131223

Lifting heights Hauteurs de levage



Dimensions Encombrement



US2060

Dimensions / Encombrement

	A	A 0'6"*	B	C	D	E	F	G	H	I
16.00 R 25	13'1"	12'8"	9'10"	8'4"	12'4"	10'4"	6'9"	19°	13°	15°
20.5 R 25	13'1"	12'8"	10'8"	8'10"	12'4"	10'4"	6'9"	19°	13°	15°

* lowered / abaissé

Weights Poids



Axle Essieu lbs	1	2	3	4	5	6	Total weight (lbs) Poids total lbs
	26432	26432	26432	26432	26432	26432	158590



Load (kips) ¹⁾ Forces de levage kips ¹⁾	No. of sheaves Poulies	No. of lines Brins	Weight lbs Poids lbs
388	9	19	4400
315	7	14	3300
238	5	10	2865
156	3	6	2290
69	1	3	1850
22	–	1	1100






¹⁾ The safety regulations of the respective country shall be applicable.
Les spécifications de sécurité du pays concerné seront en vigueur.

Working speeds Vitesses



	1	2	3	4	5	6	7	8	9	10	11	12	R 1	R 2	
 16.00 R 25  20.5 R 25  mph	3.5	4.5	5.8	7.5	9.5	12.8	16.1	20.6	26.7	34.2	43.4	50	3.8	4.9	 47.9 %



Drive Mécanismes	infinitely variable en continu	Rope diameter / Rope length Diamètre du câble / Longueur du câble	Max. single line pull Effort au brin maxi.
	0 – 443 ft/min single line ft/min au brin simple	1" / 1181'	23605 lbs
	0 – 427 ft/min single line ft/min au brin simple	1" / 1394'	23605 lbs
	0 – 1.6 rpm		
	approx. 60 seconds to reach 82° boom angle env. 60 s jusqu'à 82°		
	approx. 450 seconds for boom extension from 51 ft – 236 ft env. 450 s pour passer de 51 ft – 236 ft		

Equipment Equipment

Crane carrier

Frame	Liebherr designed and manufactured, box-type, torsion resistant design of high-tensile fine grained structural steel.
Outriggers	Four hydraulically extendable sliding beams with hydraulic jacks and supporting pads. The front outrigger casing is mounted between axles 2 and 3 and the rear casing is located at the rear of the carrier.
Engine	8-cylinder Diesel engine, make Liebherr, type D9508 A7, watercooled, output 450 kW (612 h.p.) at 1900 rpm, max. torque 2095 lbs-ft at 1100 – 1500 rpm. Exhaust emissions acc. to 97/68/EG stage 3 and EPA/CARB Tier 3. Fuel reservoir: 141 gallons.
Transmission	Automatic transmission system with converter control clutch, make ZF, type TC-TRONIC with 12 forward speeds and 2 reverse speeds, transfer case with transfer differential.
Axles	Crane carrier axles of minor maintenance. All axles suspended. Axles 1 to 3 and 5 and 6 steered. Axles 1, 5 and 6 are planetary axles, intermediate differential at axle 5, all driven axles with transverse differential locks.
Cardan shaft	All cardan shafts with 70° diagonal toothing and maintenance-free.
Suspension	All axles with hydropneumatic suspension and automatic levelling system. Load equalization between the axle pairs 1 + 2, 3 + 4 and 5 + 6. The suspension can be locked hydraulically.
Tyre equipment	12 tyres, all axles equipped with single tyres. Size of tyres: 16.00 R 25.
Steering	ZF semi-integral power steering, dual circuit system with hydraulic servo-system and additional backing pump driven by an axle.
Brakes	Service brake: All-wheel servo-air brake, dual circuit system. Supplementary brakes: Exhaust brake with Liebherr supplementary brake system, retarder in the automatic transmission. Hand brake: Spring-loaded, acting on all wheels of axles 2 to 6.
Driving cab	Spacious sheet steel cab, cataphoretic dip-primed, mounted on rubber shock absorbers, safety glass windows, operating and control elements.
Electrical system	Modern data bus technique for the control of the electric and electronic components. 24 Volt DC, 2 batteries of 170 Ah each, lighting according to traffic regulations.

Crane superstructure

Frame	Liebherr-made torsion resistant, welded construction of high-tensile structural steel, linked to carrier by a roller slewing rim for 360° continuous rotation.
--------------	--

Crane engine	4-cylinder Diesel, make Liebherr, type D934L A6, watercooled, output 180 kW (245 h.p.) at 1800 min ⁻¹ , max. torque 839 lbs-ft at 1500 min ⁻¹ . Exhaust emissions acc. to 97/68/EG stage 3 and EPA/CARB Tier 3. Fuel reservoir: 72 gallons.
Crane drive	Diesel-hydraulic, with 5 axial piston variable displacement pumps, with servo-control and capacity control.
Crane control	Two self-centering control levers (joy-sticks). Electronic control by means of the LICCON system, infinitely variable crane motions through displacement control of the hydraulic pumps. Additional working speed control by variation of the Diesel engine speed.
Hoist gear	Axial piston variable displacement motor, Liebherr hoist drum with integrated planetary gear and spring-loaded static brake.
Luffing gear	1 differential hydraulic rams with nonreturn valve.
Slewing gear	Hydraulic motor, planetary gear, slewing pinion and spring-loaded static brake.
Crane cab	Galvanized steel construction, powder coating, safety glazing, operating and control elements. Cab tiltable backwards by 20°.
Safety devices	LICCON safe load indicator, test system, hoist limit switches, safety valves against rupture of pipes and hoses.
Counterweight	159800 lbs counterweight comprising 1 basic slab of 22000 lbs and 3 slabs of 27500 lbs each, 2 lateral hang on slabs of 27500 lbs each.
Telescopic boom	1 base section and 5 telescopic sections. All telescopic sections extendable individually by means of the rapid-cycle telescoping system TELEMATIK. Boom length 51 ft to 236 ft.
Electric system	Modern data bus technique for the control of the electric and electronic components, 24 Volt DC, 2 batteries of 170 Ah each.

Additional equipment

Folding jibs	Single folding jib, 40 ft long, for mounting on telescopic boom at 0°, 20° or 40°. Double folding jib, 40 ft to 72 ft long, for mounting on telescopic boom at 0°, 20° or 40°.
Intermediate sections	2 intermediate sections of 23 ft each for the extension of the biparted swing-away jib to 95 ft or 118 ft.
Lattice jibs	Fixed lattice jib 46 ft to 138 ft long, installation at 0°, 20° or 40°, luffing lattice jib 57 ft to 230 ft long.
2nd hoist gear	For 2-hook operation or for operating the luffing lattice jib.
Additional counterweight	2 additional lateral hang on slabs of 27500 lbs each for a total counterweight of 214900 lbs.
Tyre equipment	12 tyres, all axles with single tyres. Tyre size 20.5 R 25.
Drive 12 x 8	Axle 3 additionally driven.
TELMA-type eddy current brake	Fitted to the 4 th axle for increasing the sustained-action braking performance.

Other items of equipment available on request.

Equipment Équipement

Châssis porteur

Châssis	Fabrication Liebherr, construction en caisson indéformable, en acier à haute résistance à grains fins.
Stabilisateurs	Quatre poutres horizontales télescopiques, avec vérins hydrauliques de calage verticaux et patins. Les caissons de poutres de calage avants sont situés entre les essieux 2 et 3, et les caissons des poutres de calage arrières sont situés à l'arrière du châssis.
Moteur	Moteur diesel, 8 cylindres, fabriqué par Liebherr, de type D9508 A7, à refroidissement par eau, de 450 kW (612 ch) à 1900 rpm, couple max. 2095 lbs-ft à 1100 – 1500 rpm. Emissions des gaz d'échappement conformes aux directives 97/68/EG partie 3 et EPA/CARB Tier 3. Capacité du réservoir à carburant: 141 gallons.
Boîte de vitesse	Boîte automatique avec convertisseur-embayage, marque ZF, type TC-TRONIC avec 12 marches AV et 2 marches AR, boîte de transfert avec différentiel répartiteur.
Essieux	Essieux de la grue exempts d'entretien, les 6 essieux sont suspendus. Les essieux 1 à 3, 5 et 6 sont directeurs. Les essieux 1, 5 et 6 sont des essieux planétaires, entraînés, différentiel intermédiaire à l'essieu 5, tous les essieux moteurs sont munis de dispositifs de blocage du différentiel transversal.
Arbres articulés	Tous les arbres articulés à denture étagée de 70° et exempts d'entretien.
Suspension	Tous les essieux sont suspendus hydropneumatiquement avec mise à niveau et équilibrage entre essieux automatiques. Egalisation de la charge par essieu entre essieux 1 + 2, 3 + 4 et 5 + 6. Suspension blocable hydrauliquement.
Pneumatiques	12 roues à monte simple. Taille: 16.00 R 25
Direction	Direction semi-bloc ZF, à double circuit, assistée hydrauliquement, avec pompe auxiliaire entraînée par un essieu.
Freins	Frein de service: à double circuit assisté pneumatiquement, sur toutes les roues. Freins supplémentaires: frein à clapet d'échappement avec système de freinage supplémentaire Liebherr, ralentisseur dans la boîte automatique. Frein de secours et frein à main: par cylindres à ressorts sur les essieux 2 à 6.
Cabine	Cabine spacieuse, tôle d'acier, revêtue anti-corrosion par bain de cataphorèse, suspendue sur silent blocs, vitrage de sécurité, tableau de bord complet.
Installation électrique	Technologie de bus de données moderne pour la commande des composants électriques et électroniques, courant continu 24 Volts, 2 batteries de 170 Ah chacune, éclairage conforme au code de la route.

Partie tournante

Châssis	Construction mécanosoudée en tôle d'acier à haute résistance à grains fins. Reliée au porteur par une couronne d'orientation à 3 rangées de rouleaux. Rotation totale 360°.
----------------	---

Moteur	Moteur diesel Liebherr, 4 cylindres, de type D934L A6, à refroidissement par eau, de 180 kW (245 ch) à 1800 min ⁻¹ , couple max. 839 lbs-ft à 1500 min ⁻¹ . Emissions des gaz d'échappement conformes aux directives 97/68/EG partie 3 et EPA/CARB Tier 3. Capacité du réservoir à carburant: 72 gallons.
Entraînement	Diesel hydraulique à 3 pompes à débit variable servo commandées à régulation de puissance.
Commande	2 leviers à 4 directions avec rappel automatique au point mort. Commande électronique via le dispositif LICCON. Commande des mouvements progressive en continu par variation de l'inclinaison des pompes et augmentation du régime moteur.
Treuil	Moteur hydraulique à cylindrée variable, treuil de marque Liebherr avec réducteur planétaire à frein d'arrêt à lamelles intégrées.
Relevage de flèche	1 vérin hydraulique différentiel avec clapet anti-retour de sécurité.
Orientation	Un moteur hydraulique, un réducteur planétaire, un pignon d'orientation et un frein à lamelles.
Cabine de grue	En tôle d'acier galvanisée, peinte par poudre polyester et cuisson au four, avec vitrage de sécurité, dotées de tous les éléments de contrôle et de commande, cabine inclinable vers l'arrière de 20°.
Sécurités	Contrôleur de charge LICCON, système test, fin de course crochet haut, clapets de sécurité en cas de ruptures de flexibles.
Contrepoids	159800 lbs, composé d'une plaque de base de 22000 lbs et 3 plaques de 27500 lbs unitaires, 2 blocs latéraux de suspension de 27500 lbs.
Flèche télescopique	Un élément de base et de 5 télescopes. Chaque partie peut être télescopée individuellement à l'aide du système de télescopage séquentiel rapide TELEMATIK. Longueur de flèche: 51 ft – 236 ft.
Circuit électrique	Technologie de bus de données moderne pour la commande des composants électriques et électroniques, courant continu 24 Volts, 2 batteries de 170 Ah chacune.

Équipement supplémentaire

Fléchettes pliante	Fléchette pliante, 40 ft, pour le montage à la flèche télescopique à 0°, 20° ou 40°. Fléchette pliante double, 40 ft à 72 ft, pour montage à la flèche télescopique à 0°, 20° ou 40°.
Éléments intermédiaires	2 éléments intermédiaires de 23 ft de long pour l'allongement de la fléchette pliante double jusqu'à 95 ft resp. 118 ft.
Fléchettes	Fléchette fixe de 46 ft à 138 ft; montable à 0°, 20° ou 40° fléchette à volée variable de 57 ft à 230 ft.
Deuxième treuil	Pour le travail avec 2 crochets ou le relevage de la fléchette à volée variable.
Contrepoids complémentaire	2 blocs latéraux de suspension de 27500 lbs pour un contrepoids total de 214900 lbs.
Pneumatiques	12 fois, tous les essieux munis de roues simples. Taille 20.5 R 25.
Entraînement 12 x 8	3ème essieu est entraîné additionnellement.
Frein Telma	Monté sur le 4ème essieu pour augmenter la puissance de freinage continu.

Autres équipements supplémentaires sur demande.

Remarks referring to load charts

1. The tabulated lifting capacities do not exceed 85% of the tipping load.
2. The crane's structural steelwork is in accordance with DIN 15018, part 3. Design and construction of the crane comply with DIN 15018, part 2, and with F. E. M. regulations.
3. The 85% overturning limit values take into account wind force 5 = wind speed 20 mph.
4. Lifting capacities are given in kips.
5. The weight of the hook blocks and hooks must be deducted from the lifting capacities.
6. Working radii are measured from the slewing centreline.
7. The lifting capacities given for the telescopic boom only apply if the folding jib is taken off.
8. Lifting capacities are subject to modifications.
9. Lifting capacities above 298 kips only with additional pulley block/special equipment.

Remarques relatives aux tableaux des charges

1. Les forces de levage indiquées ne dépassent pas 85% de la charge de basculement.
2. La norme DIN 15018, 3ème partie est appliquée pour les charpentes. La construction de la grue est réalisée conformément à la norme DIN 15018, 2ème partie, et aux règles de la F. E. M.
3. A 85% de la charge de basculement, il a été tenu compte d'un vent de force 5 = vitesse de vent 20 mph.
4. Les forces de levage sont données en kips.
5. Le poids des moufles et crochets doit être soustrait des charges indiquées.
6. Les portées sont calculées à partir de l'axe de rotation.
7. Les forces indiquées pour la flèche télescopique s'entendent fléchette dépliée déposée.
8. Les forces de levage sont modifiables sans préavis.
9. Forces de levage plus de 298 kips seulement avec moufle additionnel/équipement supplémentaire.